

# **MSW Town Hall**

# **Transition Year Courses**

**Guidelines for Course Substitution**

# Agenda

Overview of new curriculum (timeline and structure)

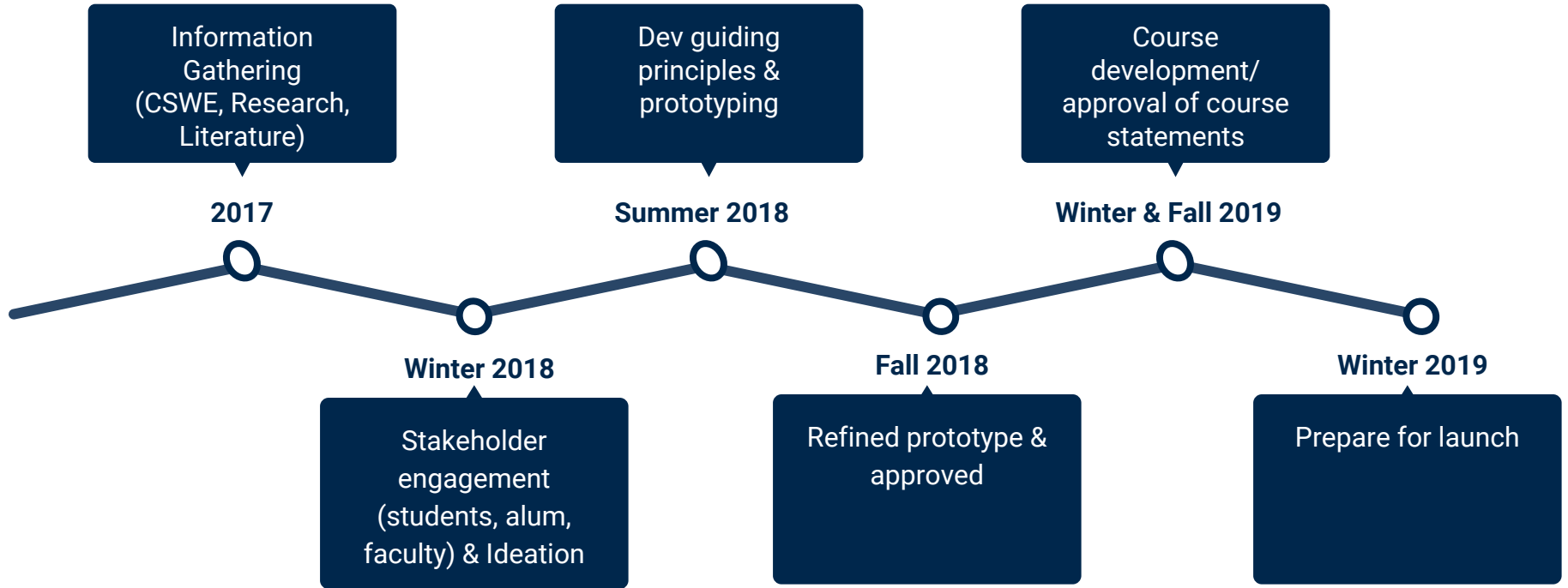
Transition year courses

- Practice area
- Practice method (concentration)
- Schools

Who to ask

Questions/discussion

# Timeline





## Essentials

Introduction (1 cr) &  
Capstone (1 cr)

Foundation PLUS

- evaluation (3 cr)
- advanced policy (1 cr)




## Pathways

Advanced offerings

Align with career plan

8 Pathway options



## Field Experience


Link to essentials and  
pathways



## Specialized Electives

Mix and match

Interprofessional or  
interdisciplinary (2 cr)



# Transition Year Courses

Fall 2019 ~ Winter 2020

## Practice Area

- Health
- Mental Health
- Aging
- Children & Youth
- Community & Social Systems

## Practice Method

- Management of Human Services
- Social Policy and Evaluation
- Interpersonal Practice
- Community Organizations



Fall 2020 ~ Winter 2021

**“I can’t find the courses listed in my course planning sheet.”**

**“What are their substitution courses?”**

# Transition Year Courses

- Student who entered the MSW program in Fall 2019 will see **changes to the course offerings** in the fall.
- New courses relate to the **new curriculum**.
- We have created options for current students to meet their requirements through **mapping**.
- The new courses are generally in the **same or a related area** and of the same academic level as the original course.
- You don't need to fill out a **substitution form**. We will handle this - as long as you pick off these lists.

# Practice Area Classes

**Health, Mental Health, Children & Youth, Communities and Social Systems, Aging**

# Practice Area

☒ Need to take a substitution course directly matched with the original required course.

| Practice Area        | Original Required Courses<br>(Fall 2019-Winter 2020)                            | Substitution Courses<br>(Fall 2020-Winter 2021)  |
|----------------------|---|--|
| <b>Health</b>        | SW 613 - Behavioral, Psychosocial, and Ecological Aspects of Health and Disease | SW 600 Behavioral Psychosocial, and Ecological Aspects for Health, Mental Health, and Disease  |
|                      | SW 634 - Health Care Policies and Services                                      | OR  SW 634a - Health Care Policies and Services<br>SW 637a Integrated Health Care Policies and Services   |
|                      | SW 699 - Social Work Practice in Health Promotion and Disease Prevention        | SW 699 - Social Work Practice in Health Promotion and Disease Prevention   |
| <b>Mental Health</b> | SW 636 - Mental Health Policies and Services                                    | OR  SW 636a - Mental Health Policies and Services<br>SW 637a Integrated Health Care Policies and Services |
|                      | SW 698 - Social Work Practice in Mental Health                                  | SW 698a - Social Work Practice in Mental Health  |
|                      | SW 606 - Mental Health and Mental Disorders of Adults and Elderly               | SW 606 - Mental Health Disorders in Adulthood  |
|                      | SW 612 - Mental Health and Mental Disorders of Children and Youth               | SW 612 - Mental Health and Mental Health Disorders of Children and Youth   |



# Practice Area

☒ Need to take a substitution course directly matched with the original required course.

| Practice Area                         | Original Required Courses<br>(Fall 2019-Winter 2020)                             | Substitution Courses<br>(Fall 2020-Winter 2021)  |
|---------------------------------------|--|--|
| <b>Aging</b>                          | SW 616 - Adulthood and Aging   | SW 690 - Adulthood and Aging   |
|                                       | SW 644 - Policies and Services for the Elderly                                   | SW 644a - Policies and Services for the Elderly  |
|                                       | SW 694 - Social Work with the Elderly  | SW 694 - Interpersonal Practice Methods in Aging                                       |
| <b>Children &amp; Youth</b>           | SW 601 - Adolescent Development and Behavior                                     | SW 630 - Contexts of Life-course Development: Childhood, Adolescence & Early Adulthood |
|                                       | SW 605 - Infant and Child Development and Behavior                               |  |
|                                       | SW 696 - Social Work Practice with Children and Youth                            | SW 696a - Social Work Practice with Children and Youth                                 |
|                                       | SW 633 - Children and Youth Services and Social Policies                         | SW 633a - Children and Youth Services and Social Policies                              |
| <b>Community &amp; Social Systems</b> | SW 647 - Policies and Services for Social Participation and Community Well-Being | SW 647a - Policies and Services for Social Participation and Community Well-Being      |
|                                       | SW 697 - Social Work Practice with Community and Social Systems                  | SW 697a - Social Work Practice with Community and Social Systems                       |
|                                       | SW 611 - Social Change Theories  | SW 611a - Social Change Theories   |
|                                       | SW 620 - Contemporary Cultures in the United States                              | SW 620a - Contemporary Cultures in the United States                                   |

# **Practice Method (Concentration) Classes**

**Interpersonal Practice, Management of Human Services, Community Organization, Social Policy & Evaluation**

# Practice Method: Management of Human Services



Can choose any of the new M&L 3-credit course that will count for the Management HS practice method

| <b>Original Required Courses</b><br>(Fall 2019-Winter 2020)   | <b>Substitution Courses</b><br>(Fall 2020-Winter 2021)   |
|---|--|
| <p><b>Choose one of the followings:</b></p> <p>SW 651 - Planning for Organizational and Community Change</p> <p>SW 660 - Managing Projects and Organizational Change</p> <p>SW 661 - Budgeting and Fiscal Management</p> <p>SW 662 - Management of Information in Human Service Agencies</p> <p>SW 663 - Grant getting, Contracting, and Fundraising</p> <p>SW 664 - Management of Human Resources</p> <p>SW 665 - Executive Leadership and Organizational Governance</p> | <p><b>Choose one of the followings:</b></p> <p>SW 662 - Frameworks for Understanding Social Impact Organizations</p> <p>SW 665 - Social Impact Leadership and Governance</p> <p>SW 661 - Budgeting and Fiscal Management</p> <p>SW 660 - Project and Program Design and Implementation</p> <p>SW 663 - Fundraising and Grant Writing</p> <p>SW 664 - Human Resource Development and Management</p> |

# Practice Method: Social Policy and Evaluation

△ Can choose any of the new Political Social Work pathway OR Program Evaluation pathway courses that will count for Social Policy and Evaluation practice method.

| <b>Original Required Courses</b><br>(Fall 2019-Winter 2020)  | <b>Substitution Courses</b><br>(Fall 2020-Winter 2021)   |
|--|--|
| <p><b>Choose one of the followings:</b></p> <p>SW 685 - Methods of Program Evaluation<br/>SW 670 - Analytic Methods for Social Policy Practice<br/>SW 671 - Social Policy Development and Enactment<br/>SW 674 - Community-Based Policy Advocacy</p> | <p><b>Choose one of the followings:</b></p> <p>SW 638 - Theories &amp; Principles of Socially Just Policies<br/>SW 639 - Methods for Socially Just Policy Analysis<br/>SW 640 - Political Social Work<br/>SW 652 - Organizing for Social and Political Action<br/>SW 758 - Gender-Based Violence: Community, System, and Policy Responses in the Global Context<br/>SW 670 - Qual Methodologies for Socially Just Inquiry<br/>SW 671 - Quant Methodologies for Socially Just Inquiry<br/>SW 672 - Data Visualization Applications<br/>SW 674 - Advanced Qualitative Analyses<br/>SW 673 - Advanced Statistics<br/>SW 676 - Mixed Methods</p> |

# Practice Method: Interpersonal Practice

△ Can choose any of the new IP pathway courses that will count for Interpersonal Practice practice method.

| <b>Original Required Courses</b><br>(Fall 2019-Winter 2020)   | <b>Substitution Courses</b><br>(Fall 2020-Winter 2021)  |
|---|---|
| <p><b>Choose one of the followings:</b></p> <p>SW 628 - Interpersonal Practice with Adult Individuals<br/>SW 624 - IP with groups<br/>SW 625 - Interpersonal Practice with Children and Youth<br/>SW 623 - Interpersonal Practice with Families</p> | <p><b>Choose one of the followings:</b></p> <p>SW 601 - Applied Assessment Skills in Integrated Health, Mental Health, and Substance Abuse<br/>SW 602 - Interpersonal Practice Interventions in Integrated Health, Mental Health, and Substance Abuse (Adults)<br/>SW 603 - Interpersonal Practice Interventions in Integrated Health, Mental Health, and Substance Abuse (Children, Youth, Transitional Youth, and Families)<br/>SW 604 - Advanced Evidence-Informed Interpersonal Practice with Families<br/>SW 605 - Advanced Evidence-Informed Interpersonal Practice with Groups</p> |

# Practice Method: community Organization



Can choose any of the new Community Change pathway courses that will count for Community Organization practice method.

| <b>Original Required Courses</b><br>(Fall 2019-Winter 2020)  | <b>Substitution Courses</b><br>(Fall 2020-Winter 2021)  |
|--|---|
| <p><b>Choose one of the followings:</b></p> <p>SW 650 - Community Development<br/>SW 651 - Planning for Organizational and Community Change<br/>SW 652 - Organizing for Social and Political Action<br/>SW 654 - Concepts and Techniques of Community Participation<br/>SW 657 - Multicultural, Multilingual Organizing<br/>SW 658 - Women and Community Organization<br/>SW 674 - Community-Based Policy Advocacy</p> | <p><b>Choose one of the followings:</b></p> <p>SW 650 - Theories and Practices of Community Change: Concepts, History and Approaches<br/>SW 653 - Skills and Strategy for Community Change<br/>SW 652 - Organizing for Social and Political Action<br/>SW 651 - Community &amp; Neighborhood Development<br/>SW 657 - Multicultural, Multilingual and Global Organizing<br/>SW 656 - Youth Empowerment and Organizing<br/>SW 758 - Gender-Based Violence: Community, System, and Policy Responses in the Global Context<br/>SW 658 - Feminist and Critical Intersectionality Approaches to Community Change</p> |

# Schools

| <b>Original Required Courses</b><br>(Fall 2019-Winter 2020)       | <b>New Courses</b><br>(Fall 2020-Winter 2021)          |
|---|--|
| SW 612 - Mental Health and Mental Disorders of Children and Youth | SW 612 - Mental Health Disorders of Children and Youth |
| SW 642 - School Social Worker Policy and Services                 | SW 626 - School Social Work Assessments                |
| SW 629 - School Social Worker Interventions                       | SW 628 - School Social Work Interventions              |

# Need A Course But Don't See It Offered?

## Step 1: Talk to your advisor.

- See if you can find a **substitution** that would be a good fit. The course can be in social work OR another department or unit.
- Consider an **independent study** that meets the course requirements and connects to your areas of interest.

If you still can't figure it out....

**Step 2: Reach out to Barb Hiltz.** There will be a solution. We will find it!





**We all need to be flexible  
There is an answer**

# Questions