





**SSW SUMMER COMMENCEMENT**  
**IMPORTANT INSTRUCTIONS FOR GRADUATES**


(Please Review before Commencement)

**Saturday, August 10th @ Hill Auditorium – 10:00 A.M.**

- **Keynote Speaker: Harry Cohen, Ph.D., LMSW**
- **MSW Student Speaker: Gisel Arriaga Barrios**
- **MSW Student Performer: Providence Cantalamisa**
- **MSW Name Readers: Justin Hodge & Beth Sherman**
- **MSW Hooders: Erin Martinez-Gilliard & Barbara Hiltz**
- **Ceremony Marshals: Daphne Brydon, Amy Burandt, Brooke Buys, & Daicia Price**
- **9:00 A.M. – Graduates arrive, robe, and prepare for ceremony (Lower Level)**
- **9:00 A.M. – Hill Auditorium doors open for accessible/special needs guest seating (9:10 a.m. regular seating)**
- **9:30 A.M. – Group photo of graduates and lineup for procession into auditorium**
- **10:00-11:30 A.M. – SSW Commencement Ceremony**
- **Reception at School of Social Work (lower atrium) immediately following ceremony**

 **Guest Registration is required** for the School of Social Work Commencement ceremony at Hill Auditorium. Guests must show their registration confirmation (either electronic or printed copy) to enter the auditorium. Guest Registration has already been completed. *The registration confirmation will serve as an event ticket to enter Hill Auditorium, so be sure to forward a copy of the registration confirmation to each of your guests or print a copy to give to them.*

 **GRADUATES SHOULD ARRIVE AT THE HILL AUDITORIUM AT 9 A.M.**  
Upon your arrival at Hill, **GO TO Lower Level** for robing and assembly for the procession. Staff will be available to assist and direct. **NOTE:** The entrance doors to Hill Auditorium will not be open until 9:00 a.m. *Should your guest require assistance with seating, please have them approach one of the ushers for accessible seating assistance at 9AM.*

 **GO TO THE APPROPRIATE TABLE BASED ON YOUR LAST NAME TO RECEIVE YOUR PRE-PRINTED NAME/PHOTOGRAPHY CARD.** The card is used by the Reader to announce your name. (Available in the robing room.)

**Names on cards are listed with the information and phonetic spellings provided by graduates.**

**If you would like your name read differently than what is printed on your card, please take a blank card and enter in the correct information.**

The QR code for photos will be on the back side of your name card. You will need to use the photographer QR code to electronically fill out your information so the photographer can identify, contact you, and send you the proofs for possible purchase. Photo instructions will be emailed to graduates prior to commencement. There is no obligation to purchase the pictures.

**Hold on to this card until you go up on the stage. You will hand it to one of Readers at the lectern so they can announce your name. The card will not be given back to you, so you must fill out the photo card before commencement begins.**

 **TASSELS SHOULD BE ON THE RIGHT.**

**HOODS SHOULD NOT BE WORN. YOU WILL CARRY IT OVER YOUR LEFT ARM.**

As part of the ceremony, you will hand your hood to one of the faculty hooders on stage who will ceremonially place the hood over your head. Staff will provide hooding instructions prior to the ceremony.

***DO NOT LEAVE VALUABLES (PHONES/PURSES) IN THE ROBING ROOM, AS IT WILL BE UNATTENDED DURING THE CEREMONY.***

**A GROUP PHOTO OF GRADUATES IS PLANNED FOR 9:30 A.M. (Weather & time permitting)**

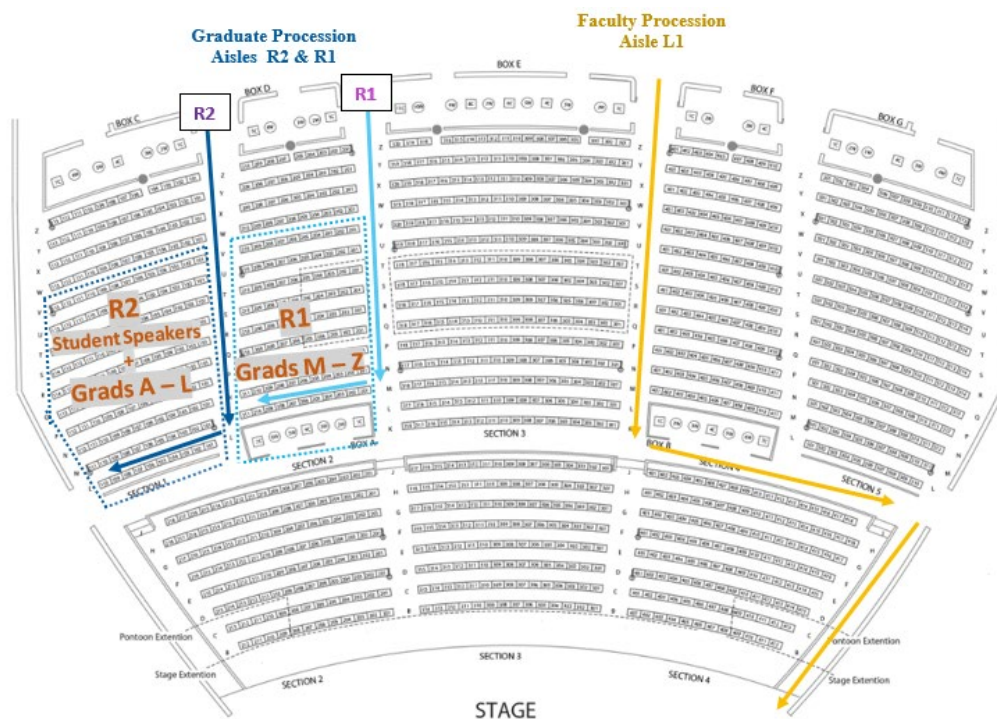
The Marshals and photographer will give specific instructions to all graduates in the Lower Level. Please be sure that all of your cards have been filled out, your attire is on, and you are ready for the ceremony **prior** to the photograph.

**IMMEDIATELY FOLLOWING THE GROUP PHOTO, THE MARSHALS WILL DIRECT YOU TO GET INTO THE PROPER ORDER FOR THE PROCESSION\*\*.** The procession into the auditorium will begin promptly at 10:00 a.m. The Marshals will give you instructions/directions.

**\*\*ORDER OF GRADUATES FOR PROCESSION** (in the following order):

- *MSW Student Speaker: Gisel Arriaga Barrios*
- *MSW Student Performer: Providence Cantalamisa*
- *MSW degree candidates in alphabetical order*

**MARSHALS WILL LEAD THE GRADUATES INTO THE AUDITORIUM** and direct graduates to their seats. Graduate seating will be in sections 1 & 2. Please remain standing until all graduates have entered the auditorium and directed by the Dean to be seated.

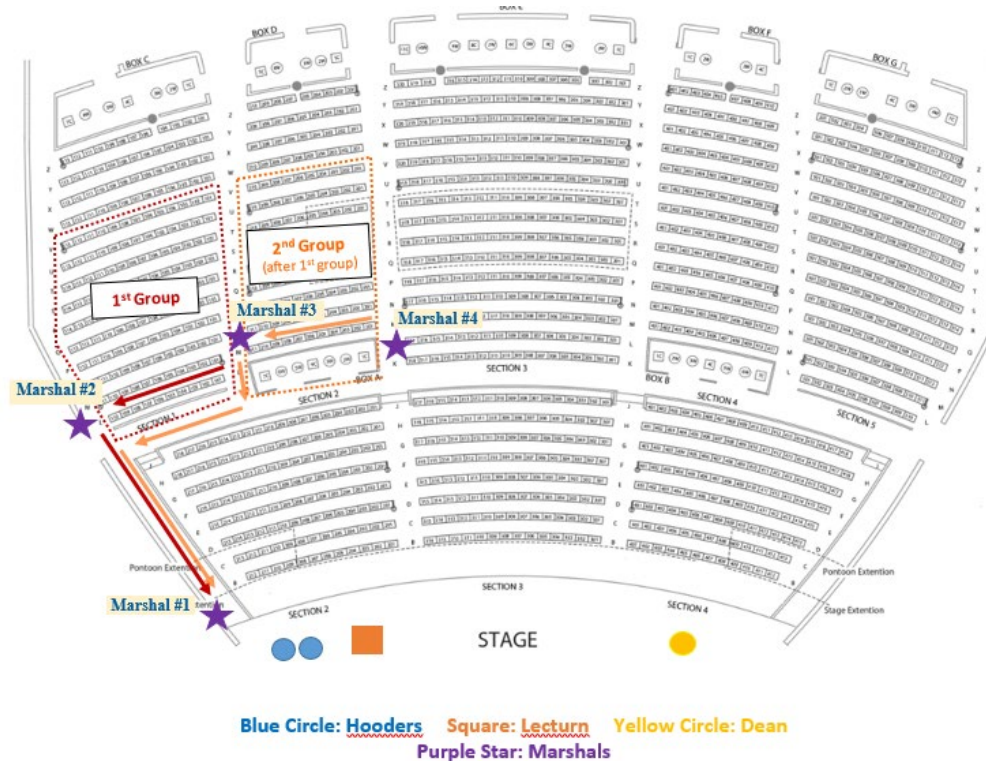


**DURING THE CEREMONY: “Presentation of Graduates”**

When the Dean announces that the Hooders, Readers, and Marshals should take their places for the Presentation of Graduates – one Marshal will stand at the end of the row. The Marshal will motion for the first row to stand and will lead the row of graduates down to stage ramp (floor right). One Marshal will remain at the stage ramp to direct students to the hooders **two at a time** and wait until both have been hooded before sending the next two. The Marshals at the end of each row will continue moving down the rows of graduates, emptying one row at a time. Marshals will begin with the first group of grads seated in Section 1, then move to the second group seated in Section 2.

Two Hooders will be on the stage positioned to the right of the lectern. Staying in order, each graduate will position themselves in front of one of the Hooders. The 1<sup>st</sup> student in front of the 1<sup>st</sup> hooder, 2<sup>nd</sup> student in front of 2<sup>nd</sup> hooder. Each

graduate should hand their hood to their hooder and then turn around to face the audience. Each Hooder will then place the hood over the graduate's head. The two graduates, after being hooded, should then turn and move to the right toward the lectern – staying in order - then proceed forward one at a time to hand their name card to one of Readers, and continue across the stage to greet the Dean. The photographer will take a picture of the graduate with the Dean at this time. The graduate then continues toward the stage exit ramp and will be greeted by the SSW Alumni Board Representative who will give a handout. The photographer will take a 2<sup>nd</sup> photograph of the graduate at the bottom of the stage exit ramp. Proceed back to original seat and sit down. ***Congratulations, Graduate!!!***



**VENUE:** Hill Auditorium entrances will have a weapons detection system. Everyone entering Hill Auditorium will need to enter the venue through this system. This is the same type of system used at Michigan Stadium and Crisler Center events.

Venue guidelines prohibit graduates or guests from bringing food, beverages, and certain other items into the auditorium. We ask that you plan accordingly. The following items are prohibited from Hill Auditorium:

- All bags (including purses, clear bags, fanny packs, etc.)
- All bottles (including all types of water bottles)
- Alcoholic beverages
- Aerosol and spray cans
- Animals (except service animals for persons with a disability)
- Apparel or signage displaying profane or abusive language
- Containers of any kind (including coolers, thermoses, cups, cans, flasks)
- Flags and flagpoles
- Food of any kind
- Irritants
- Noisemakers (including but not limited to whistles, air horns, boom boxes, bull horns, kazoos, sirens, thunder sticks, etc.)
- Projectiles (including footballs, Frisbees and beach balls)
- Seat cushions containing any type of metal or those with pockets, storage slots, seat backs, arm rests, or attachments
- Strollers
- Video camera, tripods and selfie sticks
- Umbrellas
- Weapons
- Any other item that may obstruct or impair the view or enjoyment of another attendee

**If any attendee has a need to bring in an item out of medical necessity or due to childcare needs, they may inform the screening staff.**

## RECEPTION

Join us for a light reception that will be held immediately following the ceremony at the School of Social Work in the lower atrium.

**PARKING NEAR HILL AUDITORIUM:** The Thayer street parking structure located at 216 S. Thayer Street will be open to the public for parking at no charge. The Fletcher street parking structure located at 201 Fletcher Street will also be open to the public for parking at no charge. Handicap parking is available in both structures. There is also metered parking available on side streets near Hill Auditorium. For driving directions & campus maps: <https://campusinfo.umich.edu/campusmap>

**PARKING FOR THE RECEPTION:** The Hill Street Parking structure located at 1001 Hill Street (near the Ross Business School) will be open to the public (beginning at 11am) for parking at no charge. This parking lot is a short walk to the School of Social Work. Additional parking is located in the S. Forest City Parking Structure located at 650 S. Forest St. This parking lot is two blocks from the School of Social Work and charges \$1.50/hr. Reception attendees may also walk from Hill Auditorium and leave their cars parked in the Thayer or Fletcher Parking Structures for the day.

**LIVESTREAM:** The School of Social Work Commencement will be livestreamed on the [SSW website](#) for individuals who do not plan to attend the ceremony in person. Graduates were surveyed to see who was not planning to attend the ceremony in-person. Graduates who informed us they will not be attending in-person will have their name read and a slide with their photo shown during commencement and via the livestream. **We cannot guarantee a slide will be included for students who did not inform us of their plan to attend remotely.**

## RETURN OF BORROWED ATTIRE OR DONATION OF GRADUATION ATTIRE:

Graduation attire borrowed from the SSW **must be returned to the Office of Student Services no later than September 1st, 2024.** For graduates' convenience, a drop off box will be available in the graduate robing area at Hill Auditorium on the day of commencement to drop off your attire immediately following the ceremony. There will also be a box located at the reception. **Be sure to fill out the Google return form so we know you returned your attire.**

**PLEASE CONSIDER DONATING ALL OR PART OF YOUR GRADUATION ATTIRE** for the use of future graduates if you purchase your attire. You can put it the drop off box with a note or bring it by the Office of Student Services during regular office hours.

## CONSIDER AN NASW MEMBERSHIP AND TAKE ADVANTAGE OF THE STUDENT DISCOUNT!

Social workers join NASW to advance in their careers, connect with colleagues, and protect their practice — all while advocating for the profession and important social issues. NASW members enjoy benefits and networking at the national and chapter level, for one annual fee.

Social work is complex, and resources for clients can be limited. When social workers unite by joining NASW, the social work profession has a larger voice and more influence with elected leaders, policy makers, and employers to make critical changes that support the profession and society.

**Consider joining NASW before graduation to qualify for 3 years of discounted membership dues:**

BSW and MSW student members who maintain continuous membership after graduation qualify for a transitional period with discounted membership dues. Eligible NASW transitional members may apply for discounted professional liability insurance for the first two years of professional practice.

- **MSW students are eligible for three years of transitional membership**, with dues of \$116 in years one and two, and dues of \$179 in year three

Learn more about NASW membership at <https://www.socialworkers.org/Membership>