



Online MSW Program: Winter 2023 Admitted Student Information Session

December 15, 2023

6PM EDT



SCHOOL OF SOCIAL WORK
UNIVERSITY OF MICHIGAN

Session Housekeeping



Beth Feldkamp, LLMSW
Online MSW Program Student Services Officer
bafeld@umich.edu

Send Us Questions

- Simply type your question into the chat
- Session is being recorded and will be sent to all registrants

Session Agenda

- **Welcome**
 - Barb Hiltz, Clinical Associate Professor & Online Program Director
- **Registration, & Program Information**
 - Antuan Featherstone, Online MSW Program Manager
- **Field Placement Information**
 - Aaron Gibson, Field Education Coordinator
- **Financial Aid & Tuition Information**
 - Cerise Carrington, Financial Aid Assistant Director
- **Resources and Q&A**
 - Beth Feldkamp, Online MSW Program Student Service Officer

Welcome!



Barb Hiltz, LMSW
Clinical Associate Professor of Social Work and Online Program Director

Registration & Program Information



Antuan Featherstone
Online MSW Program Manager

Online MSW Program Overview

Program Details

- Part-Time (8 credits or less each semester)
- 45 credit hours total
- 7 semesters

Entry into the Online MSW Program

- Advanced Standing (have completed their BSW)
- MicroMasters/MasterTrack MSW (must be complete before the start of the Online MSW Program)
- U-M Sociology Sub-Plan
- U-M Dearborn Health and Human Services

Online MSW Program Pathway


- Interpersonal Practice in Integrated Health, Mental Health and Substance Abuse

Class Registration Overview


- Your registration date and time will be listed on Wolverine Access under Student Business → Student Center → Right Hand Side of Page
 - You should be registered
 - The date and time of your registration is **very important!**
- **3 resource pages needed to register for classes:**
 - Course Planning Worksheet
 - SSW Course Catalog
 - Class Search/Browse Catalog on Wolverine Access

Course Schedule/ Course Planning Worksheet

MicroMasters/Master Track Schedule

		<p>Course Planning Worksheet For Students Beginning Program in Spring / Summer 2022 Interpersonal Practice in Integrated Health, Mental Health, and Substance Abuse ONLINE Online MSW MicroMasters/MasterTrack MSW</p>	
<p>This Course Planning Worksheet is tentative.</p>			
First Term		7 credit hours	
<input checked="" type="checkbox"/> Indicates a required course, <input checked="" type="checkbox"/> indicates choose one course from section, and <input type="checkbox"/> indicates an elective course			
Essentials			
<input checked="" type="checkbox"/> SW590	Introduction to Social Work Practice	Cr: 1	
Essentials Lab			
<input checked="" type="checkbox"/> SW718	MasterTrack Skills Lab	Cr: 3	
Pathway Requirement			
<input checked="" type="checkbox"/> SW600	Behavioral, Psychosocial and Ecological Aspects of Health, Mental Health and Disease	Cr: 3	
Second Term		6 credit hours	
<input checked="" type="checkbox"/> Indicates a required course, <input checked="" type="checkbox"/> indicates choose one course from section, and <input type="checkbox"/> indicates an elective course			
Pathway Requirement			
<input checked="" type="checkbox"/> SW601	Applied Assessment Skills in Integrated Health, Mental Health and Substance Abuse	Cr: 3	
Electives			
<input type="checkbox"/> SWeee	Elective Course	Cr: 3	
Third Term		7 credit hours	
<input checked="" type="checkbox"/> Indicates a required course, <input checked="" type="checkbox"/> indicates choose one course from section, and <input type="checkbox"/> indicates an elective course			
Pathway Requirement			
<input checked="" type="checkbox"/> SW602	Interpersonal Practice Interventions in Integrated Health, Mental Health, and Substance Abuse (Adults)	Cr: 3	<input checked="" type="checkbox"/> SW603 Interpersonal Practice Interventions in Integrated Health, Mental Health, and Substance Abuse (Children, Youth, Transitional Youth, and Families)
Pathway Policy Requirement			
<input checked="" type="checkbox"/> SW649	Practicing Policy with Current Events	Cr: 1	
Electives			
<input type="checkbox"/> SWeee	Elective Course	Cr: 3	

Advanced Standing Schedule

		<p>Course Planning Worksheet For Students Beginning Program in Spring / Summer 2022 Interpersonal Practice in Integrated Health, Mental Health, and Substance Abuse ONLINE Online MSW Adv Standing</p>	
<p>This Course Planning Worksheet is tentative.</p>			
First Term		7 credit hours	
<input checked="" type="checkbox"/> Indicates a required course, <input checked="" type="checkbox"/> indicates choose one course from section, and <input type="checkbox"/> indicates an elective course			
Essentials			
<input checked="" type="checkbox"/> SW505	Engaging Social Justice, Diversity, and Oppression in Social Work	Cr: 3	<input checked="" type="checkbox"/> SW590 Introduction to Social Work Practice Cr: 1
Pathway Requirement			
<input checked="" type="checkbox"/> SW600	Behavioral, Psychosocial and Ecological Aspects of Health, Mental Health and Disease	Cr: 3	
Second Term		6 credit hours	
<input checked="" type="checkbox"/> Indicates a required course, <input checked="" type="checkbox"/> indicates choose one course from section, and <input type="checkbox"/> indicates an elective course			
Pathway Requirement			
<input checked="" type="checkbox"/> SW601	Applied Assessment Skills in Integrated Health, Mental Health and Substance Abuse	Cr: 3	
Electives			
<input type="checkbox"/> SWeee	Elective Course	Cr: 3	
Third Term		7 credit hours	
<input checked="" type="checkbox"/> Indicates a required course, <input checked="" type="checkbox"/> indicates choose one course from section, and <input type="checkbox"/> indicates an elective course			
Pathway Requirement			
<input checked="" type="checkbox"/> SW602	Interpersonal Practice Interventions in Integrated Health, Mental Health, and Substance Abuse (Adults)	Cr: 3	<input checked="" type="checkbox"/> SW603 Interpersonal Practice Interventions in Integrated Health, Mental Health, and Substance Abuse (Children, Youth, Transitional Youth, and Families)
Pathway Policy Requirement			
<input checked="" type="checkbox"/> SW649	Practicing Policy with Current Events	Cr: 1	
Electives			
<input type="checkbox"/> SWeee	Elective Course	Cr: 3	

Course Catalog

Course Catalog

Term Spring / Summer 2022 ▾ Per Page 25 ▾

Program Type ? Online Part-Time ▾ Format ? Online ▾

Sort By Course Number ▾ Ascending ▾

Associated Pathway ? All ▾

Keywords or Course #

Update List

Determining Elective Credits

Electives are:

- Any classes that **are not** listed as a “**pathway requirement**” or “**essentials**” on your CPW
 - Although you can take a required class as an elective as long as it is taken during or after the term it is scheduled to be taken
 - Some electives are worth 3 credits, and there are a few 1 credit options

Taking 1 Credit Electives:

- Allows you to take multiple courses on a variety of topics
- One credit classes are scheduled to either run for 5 weeks, meeting once a week for 2 hour live sessions OR consist of meeting over 1-2 days over a weekend with other asynchronous work

What to do when classes are “closed”?

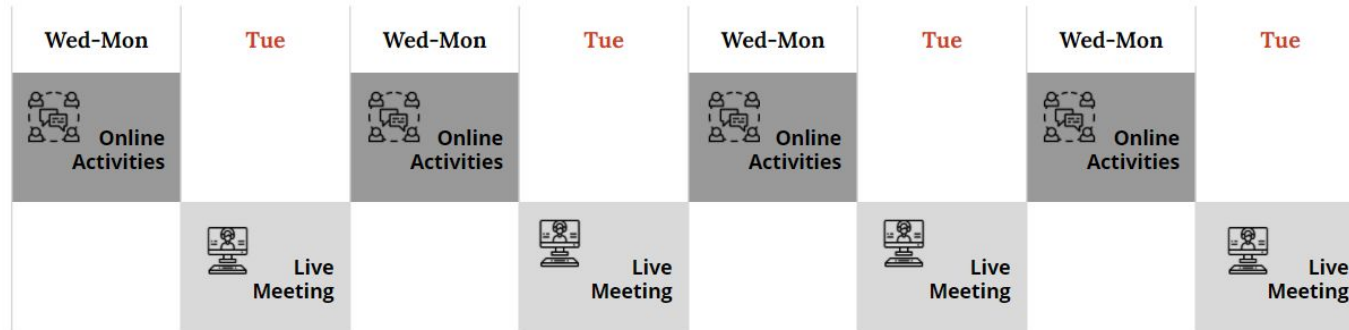
Course Enrollment Petition Process

If you notice that one of the classes you want to take is full, don't panic! Complete the following steps:

1. Complete the [course enrollment petition form](#)
 - a. You will need to search for the class/section you want to take and complete 1 form per course
2. Wait until you hear back from the SSW Registrar/Verna Bell about whether or not your petition has been approved or denied
 - a. Can take a few days up until 1 week to hear back
 - b. Petitions for required classes tend to be approved, or you will be granted access into a different section of the same class
3. Once you are granted permission to register for the class, follow the steps in the approval email to register for the class
 - a. Be aware: approved petition permissions typically expire after 48 hours, so once your petition is approved, register for the course right away

What to Expect

- Classes to start
 - 1-4 classes/semester (plus sometimes field)
 - Classes are 3 credits or 1 credit
- Classes meet “live”/synchronously each week for 2 hours
 - Active learning, application
- Other work is asynchronous (assignments, readings, video, etc)



What to Expect - Technology

- Technology
 - Canvas (course management system)
 - Zoom
 - Simmersion (simulations)
- Important to have a quiet location for live session
 - Free of distractions

What to Expect - Time Commitment

- 45 hours of work per course credit
 - Works out to 3 hours/week/credit
 - Eg: 6 class credits = 18 hours of work each week (average)
- Field
 - 16 hours per week of field (plus whatever class credits you have)
 - Often days (important to consider this with work)
 - Field based placements are great



The Registration Process- [Demo Video](#)

Other things to know:

- **SW590/Orientation Weekend (Virtual):**

- **Friday, January 6th at 12 PM - Sunday January 8th.**
- Please plan to be available this entire weekend, **attendance is mandatory.**
- Email with more information was sent out on December 5th to your umich email account and will be again in late December and early January. The email message can also be found under the '[Communications](#)' tile of the Admitted Student Webpage - Online Students.
- Note that there will be coursework **prior to the start of the SW 590 class** and assignments that will be due **after the class ends.**
 - There is a textbook for the class- find the link to it and the ISBN in the email.
 - You will get an email invitation to the SW 590 Canvas course site, where all course materials will be kept in the coming weeks.

- **Slack (communication platform)**

- Slack is a platform that is utilized for communication between students/OL Program Staff and OL Faculty.
- F22 online students will be added to our Slack community in late December. There will be an email sent out to students with more information and instructions on how to join.

Field Placement Information



Yatesha D. Robinson (aka Dr. Yanni)
Field Faculty and LEO Lec IV

Field Placement Information



Aaron Gibson, LMSW-Macro
Field Education Coordinator

Develop Social Work Competence and Skills in Field

Practice and
apply
**classroom
theories and
concepts** in a
real-world
setting

Practice
navigating
**ethical
concerns**
according to
the NASW
Code of Ethics

Practice the
**core
competencies**
defined by the
Council for
Social Work
Education
(CSWE)

Educational Agreement

```
graph TD; A[Practice and apply classroom theories and concepts in a real-world setting] --> D[Educational Agreement]; B[Practice navigating ethical concerns according to the NASW Code of Ethics] --> D; C[Practice the core competencies defined by the Council for Social Work Education (CSWE)] --> D;
```

Field Builds a ***Foundation*** of Knowledge, Skills, and Ability

Knowledge

Evidence Based
Treatment Models

NASW Code of Ethics

Centering Justice
Framework

History of Social Work
Practice and Policy

Skills

Assessment

Person Centered Planning

Treatment Planning

Empathy

Active Listening

Integrating feedback into Practice

Clinical Writing & Documentation


Ability

Effective Communication

Intellectual and Cognitive
Skills

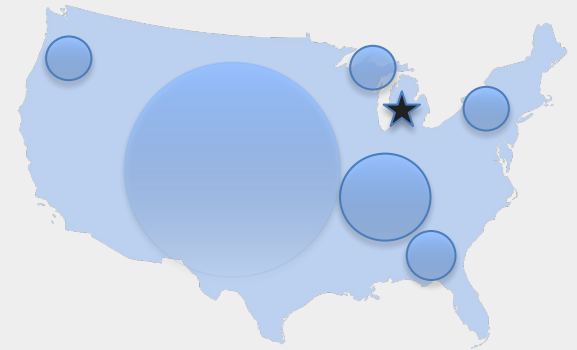
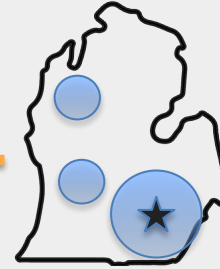
Emotional & Behavioral
Readiness

Where will my field placement be?



Student,
*MSW
candidate*

- Aaron contacts students 8 months before their first term of field
- Aaron reaches out to agencies near the student to inquire about placements
- Remote options are rare, and most placements take place in-person



Common Field Settings

Students are encouraged to think ahead about where they would like to be placed

- Hospital and Health Systems
- Mental Health Offices
- Grief and Bereavement Programs/Hospice Organizations
- Higher Education
- Behavioral Health Centers
- Family Service Agencies
- Schools
- Community Mental Health
- Substance Use Treatment Programs
- Community Support Programs

Common Field Questions

Are internships paid?

- U of M allows agencies to pay interns, but it is uncommon.

Can I complete my field placement at my place of employment?

- Yes! As long as your employer approves, and your job allows you to practice the social work competencies required for your pathway. ([see EBP app](#))

Can I change field placements?

- Field placements are only changed in emergency situations.

Do I have to find my own placement?

- No, but students are encouraged to research agencies in their area and offer ideas to the field office.

Can I complete a remote placement?

- Remote placements are possible, but they are rare and cannot be guaranteed, however the sooner we know your needs the better

Now What?

- Reflect on your goals and why you are considering social work
- Field should be exciting and challenging!
- Be open to new experiences & get ready to venture outside your comfort zone

Field Schedule for Online MSW Students

- Students begin field 12-16 months into their MSW program
- The field application cycle is different from on-campus students!
 - Aaron will reach out 8 months before your first field term to begin the search process
- Students will also be invited to a field webinar specifically for online students during their **first term** in the program

Financial Aid & Tuition Information



Cerise Carrington, LMSW
Financial Aid Assistant Director
cmcar@umich.edu

Michigan Resident MSW Program Cost

Please find a breakdown of tuition costs per credit hour at: <https://ro.umich.edu/tuition-residency/tuition-fees>

Term	Credit Hours	Tuition Rate	Fees	Total	Tuition Award Estimate	Total Student Cost
Winter 2023	7	\$11,882	\$166	\$12,048	\$0	\$12,048
Spring/Summer 2023	6	\$10,211	\$166	\$10,377	\$0	\$10,377
Fall 2023	7	\$12,117	\$169	\$12,286	\$0	\$12,286
Winter 2024	6	\$10,413	\$169	\$10,582	\$0	\$10,582
Spring/Summer 2024	7	\$12,117	\$169	\$12,286	\$10,476	\$1,810
Fall 2024	7	\$12,359	\$172	\$12,531	\$10,476	\$2,055
Winter 2025	5	\$8,883	\$172	\$9,055	\$10,476	-\$1,421
Total				\$79,165		\$47,737

Non-Michigan Resident MSW Program Cost

Term	Credit Hours	Tuition Rate	Fees	Total	Tuition Award Estimate	Total Student Cost
Winter 2023	7	\$19,099	\$166	\$19,265	\$0	\$19,265
Spring/Summer 2023	6	\$16,397	\$166	\$16,563	\$0	\$16,563
Fall 2023	7	\$19,481	\$169	\$19,650	\$0	\$19,650
Winter 2024	6	\$16,931	\$169	\$17,100	\$0	\$17,100
Spring/Summer 2024	7	\$19,481	\$169	\$19,650	\$16,910	\$2,740
Fall 2024	7	\$19,870	\$172	\$20,042	\$16,910	\$3,132
Winter 2025	5	\$14,248	\$172	\$14,420	\$16,910	-\$2,490
Total				\$126,690		\$75,960

Financial Aid

Federal Funding - FAFSA Required

Direct Unsubsidized Loan

- \$10,250 per semester
- Students enrolled in the Spring/Summer semester are eligible for an unsubsidized loan
- Unsubsidized loan to be awarded once registration occurs for Spring/Summer semester
- More information can be found at: finaid.umich.edu

Direct Graduate Plus Loan

- Separate application required (studentaid.gov)
- Based upon a credit check
- Maximum amount a student can borrow is the cost of attendance (determined by the University) minus any other financial aid received (includes scholarships/grants, loans, work-study)
- Students enrolled in the Spring/Summer semester are eligible for a graduate plus loan (a new application is required and is available in April each year)
- More information can be found at: finaid.umich.edu

Financial Aid

Apply through FAFSA

Work Study

- Allows students to earn a paycheck (usually biweekly) for educational expenses and incidentals
- \$1,500 per semester is the normal allocation (ex: \$15/hour job=100 hours/semester)
- Many students work between 8-10 hours per week
- Work-study may be limited in Spring/Summer semester
- Identify/apply for positions at <https://studentemployment.umich.edu/>
- Option available to search “Remote” positions

Next Steps

- Verify residency status (if necessary, complete an Application for In-State Tuition as soon as possible; 10-12 week processing time) <https://ro.umich.edu/tuition-residency/residency>
- Accept/Decline loans and work-study awards in Wolverine Access
 - If unable to accept/decline in Wolverine Access, please send an email to financial.aid@umich.edu with your request (include your name, student ID number)
 - Please be mindful of loan amounts you accept (assess your true need)
- Accept/Decline SSW grants/scholarships by completing the Student Acceptance/Decline of Award and returning to ssw.finaid@umich.edu
- Complete any applicable Master Promissory Note (MPN) or Entrance Counseling for Direct Loans (Unsubsidized and/or Grad Plus)- studentaid.gov
- Set up direct deposit via Wolverine Access for easy access to any applicable refunds and/or work-study funds
- **Refund amount may change after 3rd week count (for those with large awards). Students are advised not to spend any refund money until tuition/fee costs are confirmed and registration is set**

Understanding Your Student Bill/Account

- **Most students should have a bill within their Wolverine Access Account for Winter 2023**
 - **Student Bill will include:**
 - Tuition & Fees
 - University on-campus housing charge (monthly rent)
 - Separate section titled “Pending Aid” (which will include any direct unsubsidized loans, scholarship/grants)
 - **YOU MAY NOT SEE THIS IMMEDIATELY BUT YOU CAN VERIFY AWARDS WITHIN WOLVERINE ACCESS**
 - **Graduate Plus loans do not appear as pending aid but will appear on your account once processed by the University**
- **Aid will automatically be applied to your student bill (scholarship/grants, unsubsidized loan) over the next few weeks**
 - SSW Scholarships/Grants will usually be applied first
 - Loans applied no more than 10 days before the beginning of the semester
 - Verify that all awards (scholarships/grants and loans) are enough to cover all costs identified within the student bill if you do not intend on paying any portion out of pocket
 - Payments for tuition/fees (or on-campus housing) can be made via ePayment through Wolverine Access or by submitting a check made payable to “University of Michigan”

Additional Scholarship/Funding Opportunities

- **Development Fund awards through the School of Social Work**
 - Available as one time awards (usually awarded towards the end of the Fall semester)
 - Applications will be available by the end of August 2023 via the SSW website
 - Email will also be sent to all students once available
- **External scholarships**
 - Available via SSW Financial Aid Webpage (Scholarship and Grant tab)
- **Graduate Student Instructor (GSI), Graduate Student Research Assistant (GSRA) and Graduate Student Staff Assistant (GSSA) positions**
 - Must be registered for a minimum of 6 credits, 5 with advisor approval
 - GSI: assist in planning and teaching of undergraduate courses
 - GSRA: assist faculty on research projects (primarily for PhD Students)
 - GSSA: assist with administrative tasks within a department

* Benefits of each position include: tuition waiver, health benefits and monthly stipend

Positions Currently Available: careers.umich.edu

Additional Information/Resources

- **Child Care Subsidy**

-For students with dependent children in child care (Limited to the State of Michigan)

<https://finaid.umich.edu/child-care-subsidy/>

- **Student Health Insurance**

-Deadline to enroll for Winter 2023 and Spring/Summer 2023 is January 31, 2023

<https://www.uhs.umich.edu/healthinsuranceplans>

- **Tuition Insurance**

-Available for students that may be unable to complete a term due to illness or injury (physical or mental health)

<https://uhs.umich.edu/tuition-insurance>

- **University of Michigan Payment Plan**

(should only be used if paying any portion of tuition out of pocket)

-Allows students to spread payments for Fall or Winter semesters over five installments (not available for Spring/Summer semester)

-Deadline to enroll for Winter 2023 is January 31, 2023

<http://www.finance.umich.edu/finops/student/um-payment-plan>

Resources & Wrap Up



Beth Feldkamp, LLMSW
Online MSW Program Student Services Officer
bafeld@umich.edu

Resources for Students

- Office of Student Services and Enrollment Management
 - Financial Aid, Student Organizations, Student Life, Health and Wellness, Services for Students with Disabilities
 - ssw.msw.info@umich.edu or (734) 936-0961
- [Services for Students with Disabilities](#)
 - [Accommodate system](#)
- Career and Writing Services
 - Events, writing assistance, job preparation, etc.
 - ssw-cso@umich.edu or (734) 763-6259

Counseling & Psychological Services (CAPS)

- **Jamie Boschee - SSW Embedded Counselor (jboschee@umich.edu)**
 - Meet once to connect with a therapist/resources in your region
 - Meet virtually or in-person if in Michigan
- [Togetherall](#): Online, anonymous peer-support tool available for free to students (sign up steps at link)
- [UWill](#): With Uwill, students will have free and immediate access to teletherapy of their choice for four sessions from anywhere in the country. Interested students can sign up at the link using their umich email
- [SilverCloud Interactive Mental Health](#): An online, self-guided, interactive mental health resource that can be an effective option for students seeking to manage day-to-day stress, improve resilience, and reduce mild to moderate symptoms of depression and anxiety. It is self-paced and can be accessed 24 hours a day.
- [CAPs Counselor on Duty](#) (same-day appointment) of After Hours support (734-764-8312, dial 0 after hours) for 24/7 crisis support.

Where can I find up-to-date information for incoming students?

Online Admitted Student Toolkit:

<https://ssw.umich.edu/admissions/msw/admitted-students/online>

Questions?

Office of Student Services & Enrollment Management

(734) 936-0961

ssw.msw.info@umich.edu

U-M School of Social Work
1080 South University Ave. Room 1748
Ann Arbor, MI 48109-1106



Chat with Student Services

<https://ssw.umich.edu/>
9-4pm (EST)