



# **Online MSW Program: Fall 2022 Admitted Student Information Session**

**August 9th, 2022  
6PM EDT**



**SCHOOL OF SOCIAL WORK**  
UNIVERSITY OF MICHIGAN

# Session Housekeeping



**Erin Zimmer, LMSW**  
**Director of Student Services**

# Send Us Questions

- Simply type your question into the chat
- Session is being recorded and will be sent to all registrants

# Session Agenda

- **Welcome, Registration, & Program Information**
  - Barb Hiltz, Clinical Associate Professor & Online Program Director
- **Field Placement Information**
  - Yatesha D. Robinson, Field Faculty and LEO Lec III
- **Financial Aid & Tuition Information**
  - Cerise Carrington, Financial Aid Assistant Director
- **Resources and Q&A**
  - Erin Zimmer, Director for Student Services

# Welcome, Registration & Program Information



**Barb Hiltz, LMSW**

**Clinical Associate Professor of Social Work and Online Program Director**

# Online MSW Program Overview

## Program Details

- Part-Time (8 credits or less each semester)
- 45 credit hours total
- 7 semesters

## Entry into the Online MSW Program

- Advanced Standing (have completed their BSW)
- MicroMasters/MasterTrack MSW (must be complete before the start of the Online MSW Program)
- U-M Sociology Sub-Plan
- U-M Dearborn Health and Human Services

## Online MSW Program Pathway


- Interpersonal Practice in Integrated Health, Mental Health and Substance Abuse

# Class Registration Overview


- Your registration date and time will be listed on Wolverine Access under Student Business → Student Center → Right Hand Side of Page
  - You should be registered
  - The date and time of your registration is **very important!**
- **3 resource pages needed to register for classes:**
  - Course Planning Worksheet
  - SSW Course Catalog
  - Class Search/Browse Catalog on Wolverine Access

# Course Schedule/ Course Planning Worksheet

## MicroMasters/Master Track Schedule

	SCHOOL OF <b>SOCIAL WORK</b> UNIVERSITY OF MICHIGAN		Course Planning Worksheet For Students Beginning Program in Spring / Summer 2022 Interpersonal Practice in Integrated Health, Mental Health, and Substance Abuse ONLINE Online MSW MicroMasters/MasterTrack MSW
	This Course Planning Worksheet is tentative.		
<b>First Term</b> <span style="float: right;">7 credit hours</span>			
<input checked="" type="checkbox"/> Indicates a required course, $\Delta$ indicates choose <b>one</b> course from section, and <input type="checkbox"/> indicates an elective course			
<b>Essentials</b>			
<input checked="" type="checkbox"/> <b>SW590</b> Introduction to Social Work Practice <span style="float: right;">Cr: 1</span>			
<b>Essentials Lab</b>			
<input checked="" type="checkbox"/> <b>SW718</b> MasterTrack Skills Lab <span style="float: right;">Cr: 3</span>			
<b>Pathway Requirement</b>			
<input checked="" type="checkbox"/> <b>SW600</b> Behavioral, Psychosocial and Ecological Aspects of Health, Mental Health and Disease <span style="float: right;">Cr: 3</span>			
<b>Second Term</b> <span style="float: right;">6 credit hours</span>			
<input checked="" type="checkbox"/> Indicates a required course, $\Delta$ indicates choose <b>one</b> course from section, and <input type="checkbox"/> indicates an elective course			
<b>Pathway Requirement</b>			
<input checked="" type="checkbox"/> <b>SW601</b> Applied Assessment Skills in Integrated Health, Mental Health and Substance Abuse <span style="float: right;">Cr: 3</span>			
<b>Electives</b>			
<input type="checkbox"/> <b>SWeee</b> Elective Course <span style="float: right;">Cr: 3</span>			
<b>Third Term</b> <span style="float: right;">7 credit hours</span>			
<input checked="" type="checkbox"/> Indicates a required course, $\Delta$ indicates choose <b>one</b> course from section, and <input type="checkbox"/> indicates an elective course			
<b>Pathway Requirement</b>			
$\Delta$ <b>SW602</b> Interpersonal Practice Interventions in Integrated Health, Mental Health, and Substance Abuse (Adults) <span style="float: right;">Cr: 3</span>			$\Delta$ <b>SW603</b> Interpersonal Practice Interventions in Integrated Health, Mental Health, and Substance Abuse (Children, Youth, Transitional Youth, and Families) <span style="float: right;">Cr: 3</span>
<b>Pathway Policy Requirement</b>			
<input checked="" type="checkbox"/> <b>SW649</b> Practicing Policy with Current Events <span style="float: right;">Cr: 1</span>			
<b>Electives</b>			
<input type="checkbox"/> <b>SWeee</b> Elective Course <span style="float: right;">Cr: 3</span>			

## Advanced Standing Schedule

	SCHOOL OF <b>SOCIAL WORK</b> UNIVERSITY OF MICHIGAN		Course Planning Worksheet For Students Beginning Program in Spring / Summer 2022 Interpersonal Practice in Integrated Health, Mental Health, and Substance Abuse ONLINE Online MSW Adv Standing
	This Course Planning Worksheet is tentative.		
<b>First Term</b> <span style="float: right;">7 credit hours</span>			
<input checked="" type="checkbox"/> Indicates a required course, $\Delta$ indicates choose <b>one</b> course from section, and <input type="checkbox"/> indicates an elective course			
<b>Essentials</b>			
<input checked="" type="checkbox"/> <b>SW505</b> Engaging Social Justice, Diversity, and Oppression in Social Work <span style="float: right;">Cr: 3</span>			<input checked="" type="checkbox"/> <b>SW590</b> Introduction to Social Work Practice <span style="float: right;">Cr: 1</span>
<b>Pathway Requirement</b>			
<input checked="" type="checkbox"/> <b>SW600</b> Behavioral, Psychosocial and Ecological Aspects of Health, Mental Health and Disease <span style="float: right;">Cr: 3</span>			
<b>Second Term</b> <span style="float: right;">6 credit hours</span>			
<input checked="" type="checkbox"/> Indicates a required course, $\Delta$ indicates choose <b>one</b> course from section, and <input type="checkbox"/> indicates an elective course			
<b>Pathway Requirement</b>			
<input checked="" type="checkbox"/> <b>SW601</b> Applied Assessment Skills in Integrated Health, Mental Health and Substance Abuse <span style="float: right;">Cr: 3</span>			
<b>Electives</b>			
<input type="checkbox"/> <b>SWeee</b> Elective Course <span style="float: right;">Cr: 3</span>			
<b>Third Term</b> <span style="float: right;">7 credit hours</span>			
<input checked="" type="checkbox"/> Indicates a required course, $\Delta$ indicates choose <b>one</b> course from section, and <input type="checkbox"/> indicates an elective course			
<b>Pathway Requirement</b>			
$\Delta$ <b>SW602</b> Interpersonal Practice Interventions in Integrated Health, Mental Health, and Substance Abuse (Adults) <span style="float: right;">Cr: 3</span>			$\Delta$ <b>SW603</b> Interpersonal Practice Interventions in Integrated Health, Mental Health, and Substance Abuse (Children, Youth, Transitional Youth, and Families) <span style="float: right;">Cr: 3</span>
<b>Pathway Policy Requirement</b>			
<input checked="" type="checkbox"/> <b>SW649</b> Practicing Policy with Current Events <span style="float: right;">Cr: 1</span>			
<b>Electives</b>			
<input type="checkbox"/> <b>SWeee</b> Elective Course <span style="float: right;">Cr: 3</span>			



# Course Catalog

## Course Catalog

Term

Spring / Summer 2022 ▾

Per Page

25 ▾

Program Type ?

Online Part-Time ▾

Format ?

Online ▾

Sort By

Course Number ▾

Ascending ▾

Associated Pathway ?

All ▾

Keywords or Course #

Update List

# Determining Elective Credits

## Electives are:

- Any classes that **are not** listed as a “**pathway requirement**” or “**essentials**” on your CPW
  - Although you can take a required class as an elective as long as it is taken during or after the term it is scheduled to be taken
  - Some electives are worth 3 credits, and there are a few 1 credit options

## Taking 1 Credit Electives:

- Allows you to take multiple courses on a variety of topics
- One credit classes are scheduled to either run for 5 weeks, meeting once a week for 2 hour live sessions OR consist of meeting over 1-2 days over a weekend with other asynchronous work

# What to do when classes are “closed”?

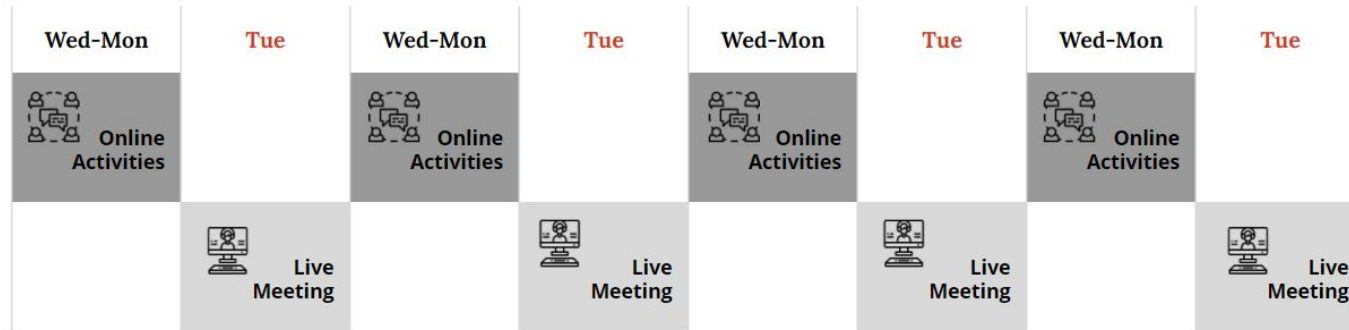
## Course Enrollment Petition Process

If you notice that one of the classes you want to take is full, don't panic! Complete the following steps:

1. Complete the [course enrollment petition form](#)
  - a. You will need to search for the class/section you want to take and complete 1 form per course
2. Wait until you hear back from the SSW Registrar/Verna Bell about whether or not your petition has been approved or denied
  - a. Can take a few days up until 1 week to hear back
  - b. Petitions for required classes tend to be approved, or you will be granted access into a different section of the same class
3. Once you are granted permission to register for the class, follow the steps in the approval email to register for the class
  - a. Be aware: approved petition permissions typically expire after 48 hours, so once your petition is approved, register for the course right away

# What to Expect

- Classes to start
  - 1-4 classes/semester (plus sometimes field)
  - Classes are 3 credits or 1 credit
- Classes meet “live”/synchronously each week for 2 hours
  - Active learning, application
- Other work is asynchronous (assignments, readings, video, etc)



# What to Expect - Technology

- Technology
  - Canvas (course management system)
  - Zoom
  - Simmersion (simulations)
- Important to have a quiet location for live session
  - Free of distractions

# What to Expect - Time Commitment

- 45 hours of work per course credit
  - Works out to 3 hours/week/credit
  - Eg: 6 class credits = 18 hours of work each week (average)
- Field
  - 16 hours per week of field (plus whatever class credits you have)
  - Often days (important to consider this with work)
  - Field based placements are great



## The Registration Process- [Demo Video](#)

# Other things to know:

- **SW590/Orientation Weekend (Virtual):**
  - **Friday August 26th 12 PM - Sunday August 28th**
  - Please plan to be available this entire weekend, **attendance is mandatory.**
  - Email with more information was sent out on June 14th to your umich email account and again on August 2nd. The email message can also be found under the [‘Communications’ tile](#) of the Admitted Student Webpage - Online Students
  - Note that there will be coursework **prior to the start of the SW 590 class** and assignments that will be due **after the class ends**
    - There is a textbook for the class- find the link to it and the ISBN in the email
    - You will get an email invitation to the SW 590 Canvas course site, where all course materials will be kept at the beginning of May
- **Slack (communication platform)**
  - Slack is a platform that is utilized for communication between students/OL Program Staff and OL Faculty.
  - F22 online students will be added to our Slack community in August. There will be an email sent out to students with more information and instructions on how to join.



# Field Placement Information



**Yatesha D. Robinson (aka Dr. Yanni)**  
**Field Faculty and LEO Lec IV**

# Field Education: Developing Social Work Competence and Skills in Field

Field education provides hands-on, real-world training

Practice and  
apply classroom  
theories and  
concepts in a  
real-world  
setting

Practice  
navigating ethical  
concerns  
according to the  
NASW Code of  
Ethics

Practice skills and  
behaviors that  
lead to core  
competency  
development

# Knowledge, Skills, and Abilities Learned in the Program

## Knowledge

## Skills

## Ability

Evidence Based  
Treatment Models

Assessment

Effective Communication

Person Centered Planning

Intellectual and Cognitive  
Skills

NASW Code of Ethics

Treatment Planning

Centering Justice  
Framework

Empathy

Emotional & Behavioral  
Readiness


Active Listening

History of Social Work  
Practice and Policy

Integrating feedback into Practice

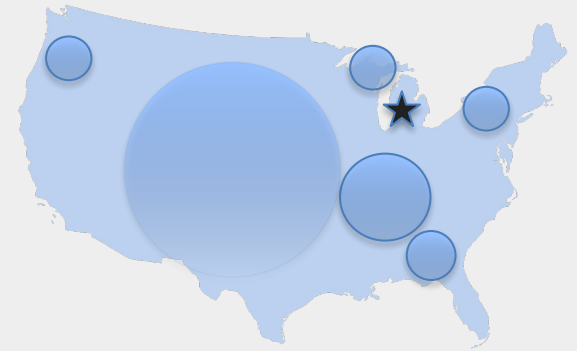
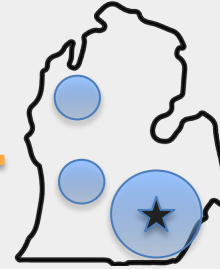
Clinical Writing & Documentation

# Where will my field placement be?



**Student,**  
*MSW*  
*candidate*

- We work with you to find a “local” option near your home, including Michigan
- Most students travel an average of 30 to 60 minutes
- Possibly some remote placements for individuals in extremely rural communities



# Field Placement Information

**Types of agencies and settings where students in this pathway may engage in field learning:**

- Hospital and Health Systems
- Mental Health Offices
- Grief and Bereavement Programs/Hospice Organizations
- Higher Education
- Behavioral Health Centers
- Family Service Agencies
- Outpatient Clinics
- Community Mental Health
- Substance Use Treatment Programs
- Community Support Programs

# Now What?

- Reflect on your goals and why you are considering social work
- Expect to be uncomfortable. Field should stretch your abilities as you prepare for a professional career
- Be open to new experiences & get ready to venture outside your comfort zone

## Field for Online Students

- Start field 12-16 months into the program
- Your field application cycle is different from on-campus students!
- You will be invited to a field webinar specifically for online students during your first term in the program

# Financial Aid & Tuition Information



**Cerise Carrington, LMSW**  
**Financial Aid Assistant Director**

# Michigan Resident MSW Program Cost

Please find a breakdown of tuition costs per credit hour at: <https://ro.umich.edu/tuition-residency/tuition-fees>

Term	Credit Hours	Tuition Rate	Fees	Total	Tuition Award Estimate	Total Student Cost
Fall 2022	7	\$11,882	\$166	\$12,048	\$0	\$12,048
Winter 2023	6	\$10,211	\$166	\$10,377	\$0	\$10,377
Spring/Summer 2023	7	\$11,882	\$166	\$12,048	\$0	\$12,048
Fall 2023	6	\$10,364	\$168	\$10,532	\$0	\$10,532
Winter 2024	7	\$12,060	\$168	\$12,228	\$10,286	\$1,942
Spring/Summer 2024	7	\$12,060	\$168	\$12,228	\$10,286	\$1,942
Fall 2024	5	\$8,796	\$171	\$8,967	\$10,286	-\$1,319
<b>Total</b>				<b>\$78,428</b>		<b>\$48,889</b>



# Non-Michigan Resident MSW Program Cost

Term	Credit Hours	Tuition Rate	Fees	Total	Tuition Award Estimate	Total Student Cost
Fall 2022	7	\$19,099	\$166	\$19,265	\$0	\$19,265
Winter 2023	6	\$16,397	\$166	\$16,563	\$0	\$16,563
Spring/Summer 2023	7	\$19,099	\$166	\$19,265	\$0	\$19,265
Fall 2023	6	\$16,645	\$168	\$16,813	\$0	\$16,813
Winter 2024	7	\$19,388	\$168	\$19,556	\$16,546	\$3,010
Spring/Summer 2024	7	\$19,388	\$168	\$19,556	\$16,546	\$3,010
Fall 2024	5	\$14,110	\$171	\$14,281	\$16,546	-\$2,265
<b>Total</b>				<b>\$125,299</b>		<b>\$77,926</b>

# Financial Aid

## Federal Funding - FAFSA Required

### Direct Unsubsidized Loan

- \$10,250 per semester
- Students enrolled in the Spring/Summer semester are eligible for a Direct Loan
- Unsubsidized loan to be awarded once registration occurs for Spring/Summer semester
- More information can be found at: [finaid.umich.edu](https://finaid.umich.edu)

### Direct Graduate Plus Loan

- Separate application required ([studentaid.gov](https://studentaid.gov))
- Based upon a credit check
- Maximum amount a student can borrow is the cost of attendance (determined by the University) minus any other financial aid received (includes scholarships/grants, loans, work-study)
- Students enrolled in the Spring/Summer semester are eligible for a graduate plus loan (a new application is required and is available in April each year)
- More information can be found at: [finaid.umich.edu](https://finaid.umich.edu)

# Financial Aid

**Apply through FAFSA**

## **Work Study**

- Allows students to earn a paycheck (usually biweekly) for educational expenses and incidentals
- \$1,500 per semester is the normal allocation (ex: \$15/hour job=100 hours/semester)
- Many students work between 8-10 hours per week
- Work-study may be limited in Spring/Summer semester
- Identify/apply for positions at <https://studentemployment.umich.edu/>
- Option available to search “Remote” positions

# Understanding Your Student Bill/Account

- **Most students should have a bill within their Wolverine Access Account for Fall 2022**

## **Student Bill will include**

-Tuition & Fees

-University on-campus housing charge (monthly rent)

-Separate section titled “Pending Aid” (which will include any direct unsubsidized loans, scholarship/grants)-**YOU MAY NOT SEE THIS IMMEDIATELY BUT YOU CAN VERIFY AWARDS WITHIN WOLVERINE ACCESS**

-Graduate Plus loans do not appear as pending aid but will appear on your account once processed by the University

- **Aid will automatically be applied to your student bill (scholarship/grants, unsubsidized loan) over the next few weeks**

-SSW Scholarships/Grants will usually be applied first

-Loans applied about 1-2 weeks before the beginning of the semester

-Verify that all awards (scholarships/grants and loans) are enough to cover all costs identified within the student bill if you do not intend on paying any portion out of pocket

-Payments for tuition/fees (or on-campus housing) can be made via ePayment through Wolverine Access or by submitting a check made payable to “University of Michigan”

# Next Steps

- Verify residency status (if necessary, complete an Application for In-State Tuition as soon as possible; 10-12 week processing time) <https://ro.umich.edu/tuition-residency/residency>
- Accept/Decline loans and work-study awards in Wolverine Access
- Please be mindful of loan amounts you accept (assess your true need)
- **Refund amount may change after 3rd week count (for those with large awards)**
- If unable to accept/decline in Wolverine Access, please send an email to [financial.aid@umich.edu](mailto:financial.aid@umich.edu) with your request (include your name, student ID number)
- Accept/Decline SSW grants/scholarships by completing the Student Acceptance/Decline of Award and returning to [ssw.finaid@umich.edu](mailto:ssw.finaid@umich.edu)
- Complete any applicable Master Promissory Note (MPN) or Entrance Counseling for Direct Loans (Unsubsidized and/or Grad Plus)- studentaid.gov
- Set up direct deposit via Wolverine Access for easy access to any applicable refunds and/or work-study funds

# Additional Scholarship/Funding Opportunities

- **Development Fund awards through the School of Social Work**

- Available as one time awards (usually awarded towards the end of the Fall semester)
- Applications will be available by the end of August via the SSW website
- Email will also be sent to all students once available

- **External scholarships**

- Available via SSW Financial Aid Webpage (Scholarship and Grant tab)

- **Graduate Student Instructor (GSI), Graduate Student Research Assistant (GSRA) and Graduate Student Staff Assistant (GSSA) positions**

(must be registered for a minimum of 6 credits, 5 with advisor approval)

- GSI: assist in planning and teaching of undergraduate courses
- GSRA: assist faculty on research projects
- GSSA: assist with administrative tasks within a department

\* Benefits of each position include: tuition waiver, health benefits and monthly stipend

**Positions Currently Available:** [careers.umich.edu](https://careers.umich.edu)

# Additional Information/Resources

- **Child Care Subsidy**

-For students with dependent children in child care (Limited to the State of Michigan)

<https://finaid.umich.edu/child-care-subsidy/>

- **Student Health Insurance**

-Deadline to enroll for 2022-2023 is TBD (plan still being developed and will be posted on or before August 15, 2022)

<https://www.uhs.umich.edu/healthinsuranceplans>

- **Tuition Insurance**

-Available for students that may be unable to complete a term due to illness or injury (physical or mental health)

<https://uhs.umich.edu/tuition-insurance>

- **University of Michigan Payment Plan**

(should only be used if paying any portion of tuition out of pocket)

-Allows students to spread payments for Fall or Winter semesters over five installments (not available for Spring/Summer semester)

-Deadline to enroll for Fall 2022 is September 1, 2022

<http://www.finance.umich.edu/finops/student/um-payment-plan>

# Resources & Wrap Up



**Erin Zimmer, LLMSW**  
**Director of Student Services**



# Resources for Students

- Office of Student Services and Enrollment Management
  - Financial Aid, Student Organizations, Student Life, Health and Wellness, Services for Students with Disabilities
    - [ssw.msw.info@umich.edu](mailto:ssw.msw.info@umich.edu) or (734) 936-0961
- Services for Students with Disabilities
  - Accommodate system
- Career and Writing Services
  - Events, writing assistance, job preparation, etc.
    - [ssw-cso@umich.edu](mailto:ssw-cso@umich.edu) or (734) 763-6259

# Counseling & Psychological Services (CAPS)

- **Jamie Boschee - SSW Embedded Counselor (jboschee@umich.edu)**
  - Meet once to connect with a therapist/resources in your region
  - Meet virtually or in-person if in Michigan
- [Togetherall](#): Online, anonymous peer-support tool available for free to students (sign up steps at link)
- [UWill](#): With Uwill, students will have free and immediate access to teletherapy of their choice for four sessions from anywhere in the country. Interested students can sign up at the link using their umich email
- [SilverCloud Interactive Mental Health](#): An online, self-guided, interactive mental health resource that can be an effective option for students seeking to manage day-to-day stress, improve resilience, and reduce mild to moderate symptoms of depression and anxiety. It is self-paced and can be accessed 24 hours a day.
- [CAPs Counselor on Duty](#) (same-day appointment) of After Hours support (734-764-8312, dial 0 after hours) for 24/7 crisis support.

# Where can I find up-to-date information for incoming students?

**Online Admitted Student Toolkit:**

**<https://ssw.umich.edu/admissions/msw/admitted-students/online>**

# Questions?

## Office of Student Services

(734) 936-0961

[ssw.msw.info@umich.edu](mailto:ssw.msw.info@umich.edu)

U-M School of Social Work  
1080 South University Ave. Room 1748  
Ann Arbor, MI 48109-1106



Chat with Student Services

<https://ssw.umich.edu/>  
9-4pm (EST)