



Introduction to Field Education Webinar

U-M School of Social Work
Office of Field Instruction
Incoming Fall 2019
April 17, 2019 at 5:00 PM

Introductions

Presenters:


- Now: Introduction to Field Education: **Daniel Fischer**, LMSW, Assistant Dean of Field Education and Clinical Assistant Professor
- Later: School Social Work Specialization & Certification Information: **Stacy Peterson**, LMSW, Field Faculty & **Beth Sherman**, LMSW, Clinical Faculty



Introductions continued

To answer your questions:

- **Su Crabb**, LMSW, Field Faculty
- **Rachel Naasko**, LMSW, Field Faculty
- **Yatesha Robinson**, LMSW, Field Faculty
- **William Vanderwill**, LMSW, Field Faculty
- **Michelle Woods**, LMSW, Director of Career Services
- **Cerise Carrington**, LMSW, Financial Aid, Admissions and Student Services Officer
- Type your questions into the chat box and our faculty and staff will respond to you via chat.



What is “Field”?

Field education (field placement, field practicum, field experience or simply “field”) is the hands-on, real-world training portion of the MSW curriculum.

- What? Hands-on learning & practice
- Where? A variety of settings



Field is the opportunity for you to take what you learn in the classroom and apply and practice these concepts and skills in a real world learning environment.

Why is field important?

- Opportunity to integrate and apply classroom education, life, work & volunteer experiences
- Engage in critical thinking and self-reflection
- Learn to navigate ambiguity and uncertainty, and manage expectations (flexible thinking)
- Commit to core values of the social work profession
- Begin developing your professional brand



Everything you do in field is a learning opportunity

Your Field Education Team



**MSW
Student**



Field Faculty
*U-M SSW faculty
member*



Field Instructor(s)
*Licensed MSW
(often employed
at the field site)*



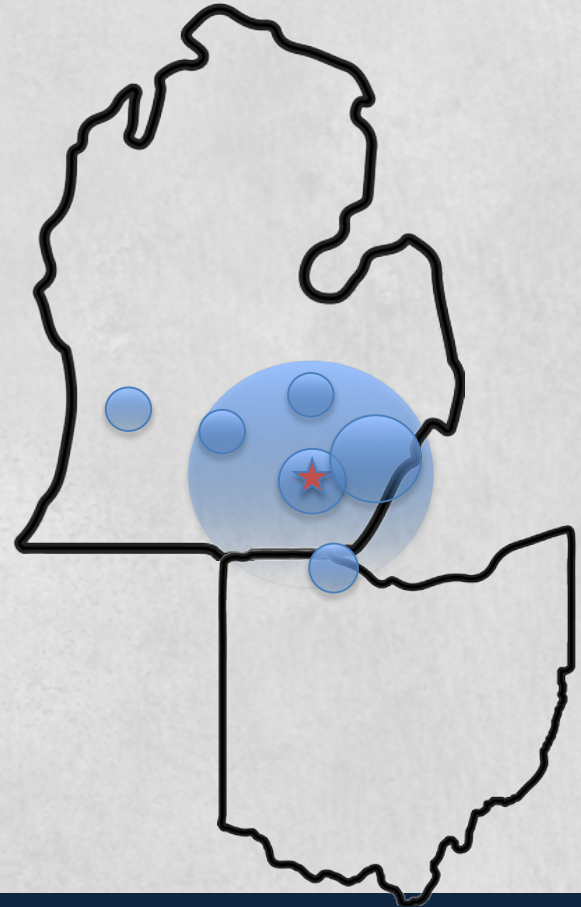
Task Supervisor
*Employee at field
site*

Where will my field placement be?



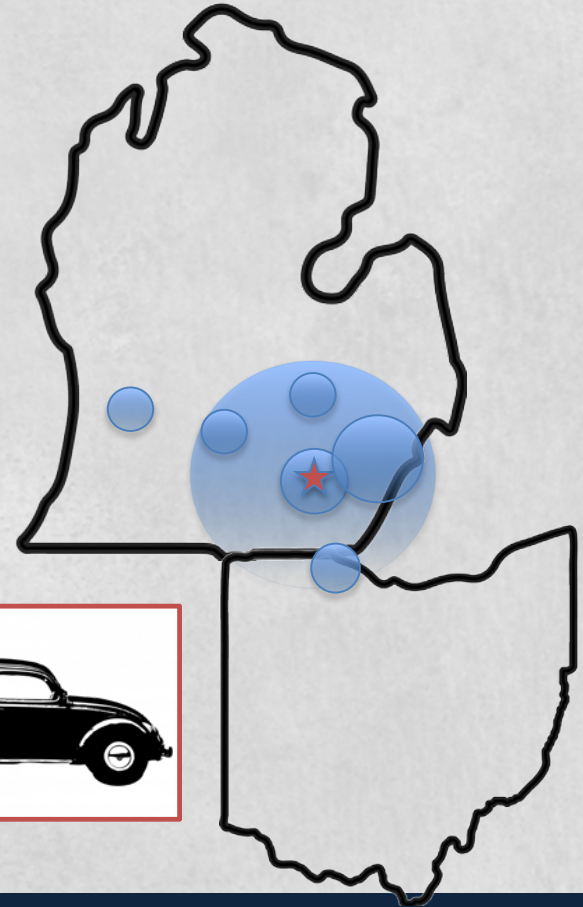
Student,
MSW
candidate

- “Local” options in Michigan and Northern Ohio, most in Ann Arbor and Detroit
- Most students travel an average of 30 to 60 minutes
- Spring/Summer term national and international field placement options



How do I get there ?

- You are responsible for your transportation to your field site
- If you don't drive or have a car, indicate this on your application, as this does limit options
- Transportation options (Carpooling, Ann Arbor Transportation Authority)
- Travel stipend for field sites outside a 30 mile radius of UM-SSW



What will I do in field?



Developing Social Work Competencies and Skills in Field

Practice and
apply classroom
theories and
concepts in a
real-world
setting

Practice
navigating ethical
concerns
according to the
NASW Code of
Ethics

Practice skills
and behaviors
that lead to core
competency
development



Entering Your field Placement

Entering field means you are entering a new community.

Field sites and field instructors understand you're a student there to learn.

However, as a professional graduate social work student you are expected to have skills and attributes in the following areas: **UM-SSW Technical Standards**

- Communication
- Intellectual and Cognitive Ability
- Emotional and Behavioral Readiness



Best Approaches to Field (5 Pieces of Advice)

- Own your learning and manage your expectations
- Learn to function with discomfort and anxiety
- Take risks and be willing to make mistakes
- Be patient with all you have to learn
- Want, seek and use feedback



How is Field Different than a Job?

- In many ways your field experience will feel like a job.
- As a profession, we believe it is critical for you to learn and practice in the real world environments where social work takes place.
- Field work allows you to practice as a MSW before you have your MSW
- Your **educational agreement** with the agency is your key learning tool and will guide your experience.
- National labor law allows for educational practicums.
- CSWE does not allow field work to be employment



When do I apply for my field placement?

Standard dates

Thurs
May
16

Advanced Standing
& any special scholarships
that follow the Advanced
Standing curriculum
schedule

Thurs
May
16

20-month
& any special scholarships
that follow the 20-month
curriculum schedule

Thurs
October
17

16-month
& any special scholarships
that follow the 16-month
curriculum schedule



Reasons Why You Might Apply for Field at a Different Time



How to Apply for Your Field Placement

REVIEW THE WEB RESOURCES on the *Incoming Field Student Page* for these 4 steps

1. Preparing your application materials
2. Composing and submitting your field application
3. Interviewing
4. Preparing to start



How To Prepare to Apply (Step 1)

- Reflect on your learning goals and current skills. Think about how your best receive feedback.
- Reflect on what qualities you're looking for in a field instructor.
- Reflect on what you'd like your first job to be after graduation and what basic skills you'll need to be qualified.
- Whatever you expect, know it will be different.

Remember: Be flexible, adaptable and open-minded; every field placement is a learning experience



Composing and Submitting Your Field Application (Step 2)

Goal statement: 1-2 page written statement that we share with potential field placements to give them an idea of your knowledge, skills and interests

- Follow the goal statement guidelines to compose

Resume: Same as any other resume, but with any social work experience or skills emphasized

- The Office of Career Services (CSO) website has guidelines and examples



BOTH: Email your drafts to the CSO Writing Center before you submit (optional); must be submitted to CSO (ssw-cso@umich.edu) at least 2 weeks prior to field application deadline.


Review the Available Field Placements and Submit Your Field Placement Application

- Search available field placements
- Rank your top 6 choices
- Fill out the remainder of the field placement application
- Upload your goal statement and resume



What If I Am Interested in a Field Placement Not Listed?

- Reach out to our office
 - If we already work with them
 - If we don't already work with them
- Please don't reach out directly to the agency



What happens after you apply

Confirmation email

Email to introduce your field faculty

Field Faculty will review your materials

Your materials will be sent to a field site (usually your first choice)



The Interview (Step 3)

Interview process

- One agency at a time
- In-person, phone or virtual, or combination
- May be individual or group interview

Review interview resources on our incoming field student website



What if I Don't Get an Interview or Am Not Accepted After I Interview?


- Don't panic.
- Reach out to your field faculty to discuss your situation and circumstances.
- You may need to rework your goal statement or improve on your interview skills.
- You may also need to reflect on where you are in your skill development.



Preparing to Start Field (Step 4)

Check in with the field instructor before the start date about any additional requirements you'll need to complete

- **Health screenings & drug testing**
- **Background checks**



Other Important Information and Resources

- Americans with Disabilities Act (ADA) & [Services for Students with Disabilities \(SSD\)](#)
- Social Work Licensing
 - [Association of Social Work Boards](#)
 - U-M SSW Career Services Office (ssw-cso@umich.edu)
- [International Students](#)
- Undocumented Status
 - U-M SSW Office of Student Services (ssw-oss@umich.edu)
- Letters of Recommendation - occasionally requested by field site



Let's talk! Schedule your phone call with a field faculty!



Email us at ssw.ofi@umich.edu



Presenters



Clinical Assistant Professor of Social Work Beth Sherman, MSW, LMSW

Professor Sherman specializes in the area of social work practice with children and youth. In addition to teaching, she coordinates the *School Social Worker Specialization*.



Field Educator, Liaison / LEO Lecturer IV Stacy L. Peterson, MSW, LMSW

Professor Peterson is a field educator and liaison in the Office of Field Instruction. She works primarily with students interested in children and youth, juvenile justice, and school social worker practice.



Goals

- To provide information about the school social work specialization and certification.
- To provide information about the school social work specialization field placement process.

U-M [Social Work in School Settings](#) page.



Overview

- Roles and Qualities
- Requirements for School Social Work Specialization:
 - UMSSW School Social Worker Specialization
 - Michigan Approval Process
 - Other States' Requirements
- School Based Placement Process
- Contacts and Additional Resources



Roles and Abilities

Roles:

- Engagement
- Assessment
- Intervention
- Advocacy
- Evaluation

Abilities:

- Independent
- Flexible
- Efficient in a fast-paced environment
- Organized



Course Requirements

- SW612: Mental Health & Mental Disorders of Children and Youth
- SW629: Social Worker Interventions
- SW 642: Social Worker Policy and Services
- SW515/SW691: 500 Field Hours of direct service with children/youth/families



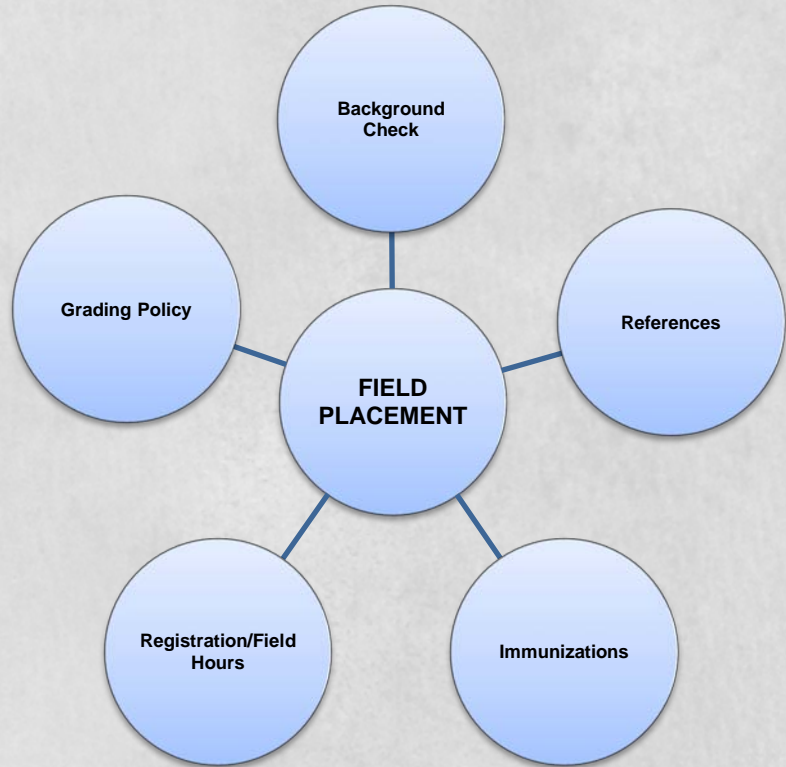
Approval Process

- State of Michigan School Social Worker Approval Process:
 - [Form 310 Recommendation for Temporary Approval Request Form](#)
- Other States' Requirements: Each state has its own requirements for school social workers, please check your state's department of education web site for details.



School-Based Placement Process

- Review/Timeline
- Criminal Background Check
- References
- Immunizations
- Registration/Field Hours
- Grading Policy



Contact Information

- Beth Sherman, MSW, LMSW
Assistant Clinical Professor
School Social Worker Specialization Coordinator
shermanb@umich.edu
- Stacy L. Peterson, MSW, LMSW
Field Faculty, Lecturer IV
stacyk@umich.edu



Resources

- **School Social Worker Specialization**
<https://ssw.umich.edu/programs/msw/specialization-and-certification-programs/social-work-in-school-settings>
- **School Social Worker Form 310**
<http://ssw.umich.edu/programs/ce/schools/eligibilityrequestform.pdf>
- **School Social Workers Association of America**
<http://www.sswaa.org>
- **Michigan Association of School Social Workers**
<https://masswmi.site-ym.com/>

