



SCHOOL OF SOCIAL WORK
FIELD EDUCATION
UNIVERSITY OF MICHIGAN

Introduction to Field Education Webinar

U-M School of Social Work

Office of Field Education

Incoming Fall 2023 On-Campus MSW Program

April 26, 2023 at 5:00 PM




The Office of Field Education Team



Rachel Naasko
Interim Director of
Field Education & Field
Faculty, she/her



Sara Castillo
Office Manager
she/her



Khindra Clarke
Program Assistant
she/her



Dana Peterson
Office Assistant
they/them



Talia Dyerly-Ingham
Field Coordinator
she/her



Aaron Gibson
Field Coordinator
he/him



The Office of Field Education Team



Aimee Vantine
Field Faculty
she/her



Amy Burandt
Field Faculty
she/her



Miriam Connolly
Field Faculty
she/her



Stacy Peterson
Field Faculty
her/she



Rosalva Osorio Cooksy
Field Faculty
they/she



Yatesha Robinson
Field Faculty-Online Program
she/ her



Zaynab Boussi
Field Faculty
she/ her



Christina Dadswell
Field Faculty
she/ her



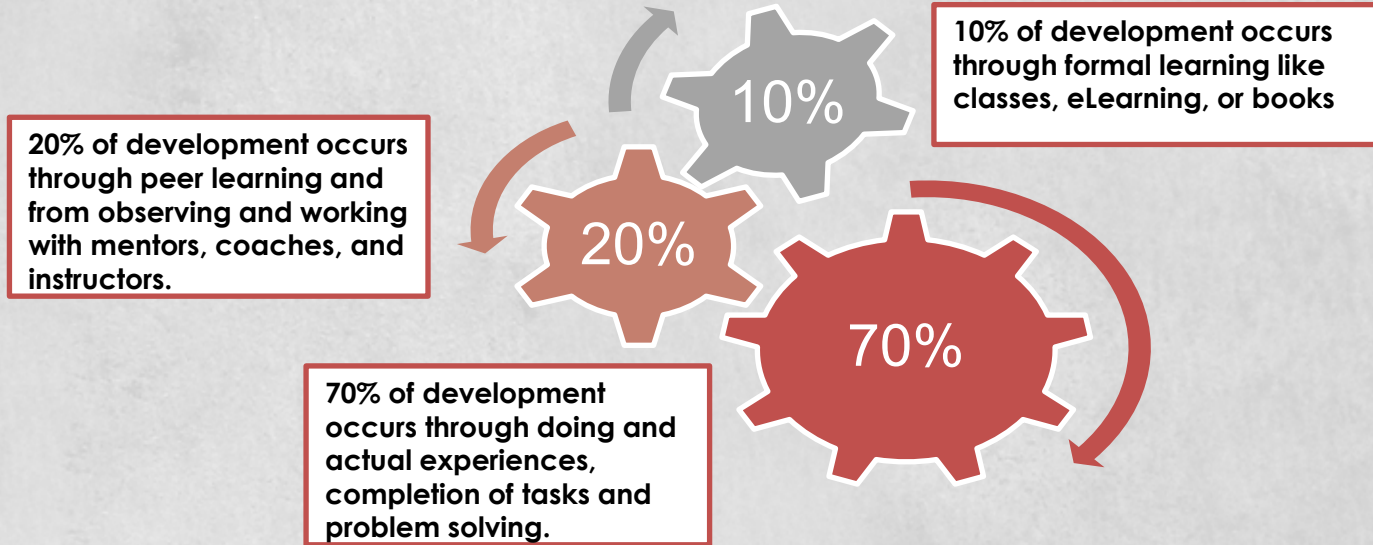


Ask Your Questions During the Break

**Type your questions into the Q&A during the break
and our team will respond at that time**



Learning Acquisition Methods





Graduate Education: A Shift in Focus

As a professional degree program, masters-level social work education requires a shift in focus from learning performance (getting A's) to learning outcome (building skills)

Your clients nor your future employers will care about your GPA. What they will care about is what skills and abilities do you possess and can you apply them in practice

Field education is about progressive, integrative applied learning. This involves learning with supervision, learning from mistakes, and seeking and using feedback





What is Field Education?

Field education (field placement, practicum, experiential education) is the applied learning, real-world training portion of the MSW curriculum.

- It is a course!!! SW 515 & SW 691
- What? experiential learning & applied practice
- Where? A variety of settings where social work is practiced

Field education is the opportunity for you to take what you learn in the classroom and apply and practice these concepts and skills in a real world learning environment where social work takes place.





How is Field Different from a Job?

- In many ways your field experience will feel like a job.
- As a profession, we believe it is critical for you to learn and practice in the real world environments where social work takes place.
- Field allows you to practice as a pre-licensed professional before you have your MSW
- Your **Educational Agreement** with the agency is your key learning tool and will guide your experience.
- Field education is 25% of your MSW education and training
- National labor law recognizes the need and importance for educational practicums.





Why is Field Important?

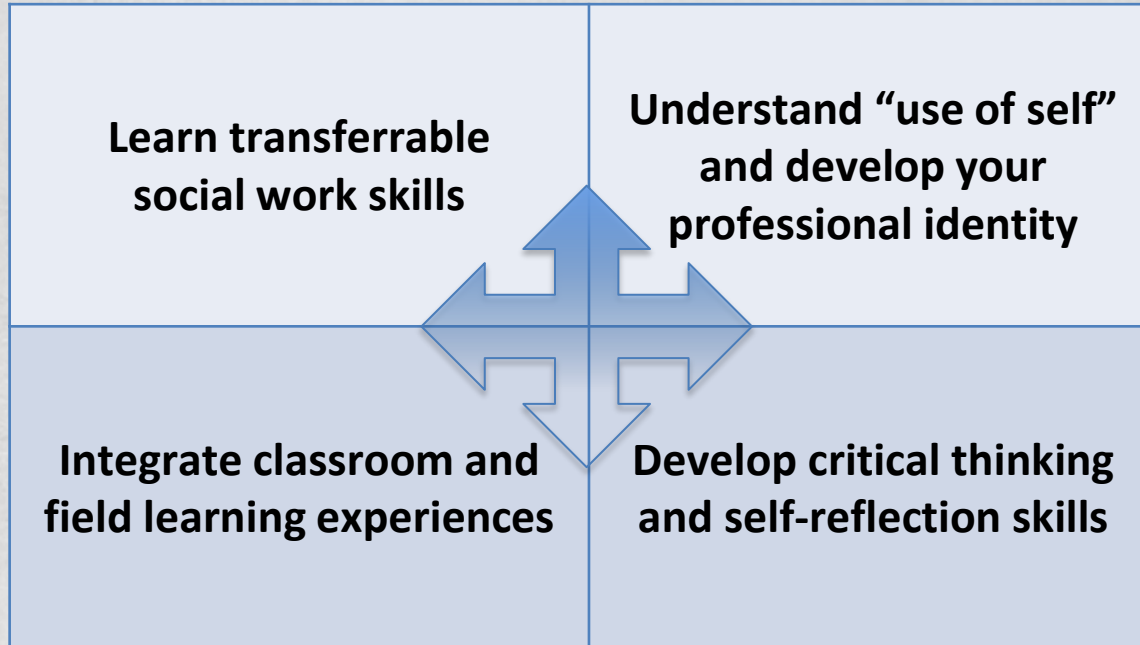
- Commit and practice the core values of the social work profession
- Prepare to become the provider of service to the clients and community you will be serving
- Engage in critical thinking and self-reflection
- Understand use of self in relation to your impact on others
- Begin developing your identity and professional brand as a social worker

Everything you do in field is a learning opportunity.





What Will I Do In Field?





Developing CSWE Social Work Competencies and Skills in Field

Practice and apply classroom theories and concepts in a real-world setting

Practice navigating ethical concerns according to the NASW/ABSW Code of Ethics

Practice skills and behaviors that lead to core competency development






Your Field Education Team



**MSW
Student**



Field Faculty
*U-M SSW faculty
member in the
Office of Field
Education*



Field Instructor(s)
*Licensed MSW
(typically
employed at the
field site)*



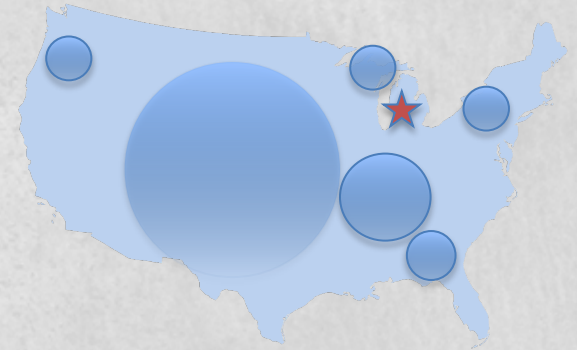
Task Supervisor
*Employee at field
site*

Where will my Field Placement be?



Student,
MSW
candidate

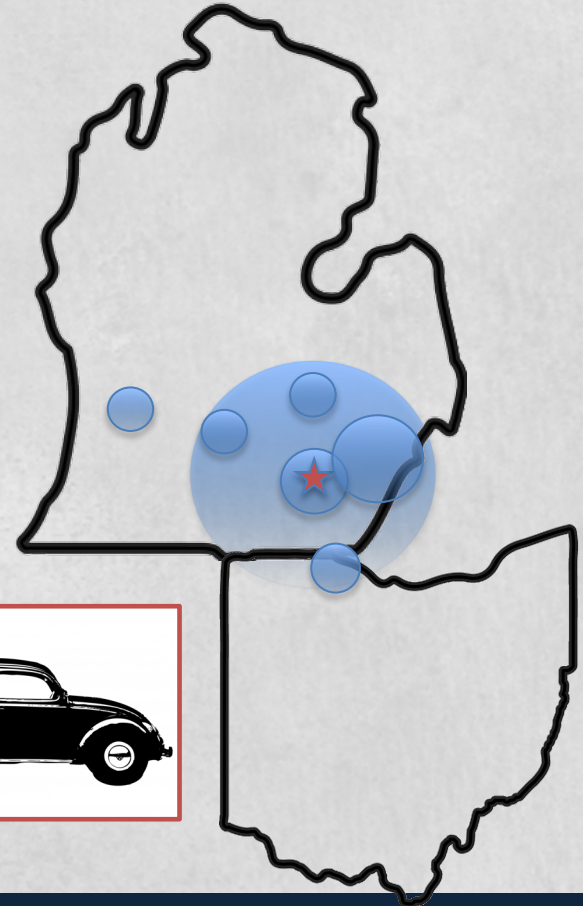
- “Local” options in SE Michigan and Northern Ohio, most in Ann Arbor and Detroit
- **Most students travel an average of 30 to 60 minutes** to get to field
- Spring/Summer term national and international field placement options





How do I Get There?

- You are responsible for your transportation to your field site
- If you don't drive or have a car, indicate this on your application, as this does limit options
- Transportation options (Carpooling, Ann Arbor Transportation Authority)





Entering Your Field Placement

Entering field means you are entering a new community.

Field sites and field instructors understand you're a student there to learn.

However, as a professional graduate social work student you are expected to have skills and attributes in the following areas: [UM-SSW Technical Standards](#)

- Communication
- Intellectual and Cognitive Skills
- Emotional and Behavioral Readiness





Field Education Time Commitment

- Every student will spend 16-24 hours per week in field during the semesters of your field courses
- 14 field course credits for 16 mo, 20 mo and MasterTrack students = 912 hours over 3 terms in field (4 terms for students in the part-time program)
- 12 field course credits for advanced standing students = 684 hours over 3 terms in field

Be prepared for this time commitment





Best Approaches to Field: 5 Pieces of Advice

- Own your learning and manage your expectations
- Learn to function with discomfort, anxiety, and ambiguity
- Be willing to make mistakes
- Be patient with all you have to learn
- Want, seek and use feedback





Question to Ponder

Does interest lead to opportunity?

or

Does opportunity lead to interest?





Applying to Field and the Placement Process





Spring/Summer Field Faculty Office Hours for Fall 2023 Field Applications

Starts Monday May 1, 2023

Mondays

12:00 - 1:00 pm

May 1st

May 8th

May 15th

May 22nd

Wednesdays

4:00 - 5:00 pm

May 3rd

May 10th

May 17th

May 24th

May 31st

Fridays

9:00 am - 10:00 am

May 5th

May 12th

May 19th

May 26th

June 2nd

Zoom links for Office Hours are posted on the Incoming Field Students Website:

<https://ssw.umich.edu/r/FieldFacultyOfficeHours>





When do I Apply for my Field Placement?

Monday
May 1, 2023

**Students starting
field in Fall 2023**

Thursday
September
21, 2023

**Students starting
field in Winter 2024**





Reasons Why You Might Apply for Field at a Different Time



Dual Degree Candidate



Placement Needs



Limitations in the Placing Process

Agency

- Field instructor/Agency availability
- Training program cycle
- Changes in funding
- Previous experience with students

Student

- Program schedule
- Student availability
- Student's interest
- Related experience
- Professional presentation



How to Apply for Your Field Placement

REVIEW OUR WEB RESOURCES:

[*Incoming Field Students Page*](#)

1. Preparing your application materials
2. Composing and submitting your field application
3. Interviewing
4. Preparing to start



Composing and Submitting Your Field Application

Identify your priorities and select placement options

Goal statement: 1-2 page written statement that we share with potential field placements to give them an idea of your knowledge, skills and interests

- Follow the [goal statement guidelines](#) to compose

Resume: Same as any other resume, but with any social work experience or skills emphasized

- **Use your UMich email address on your resume!** This is how agencies/field instructors will contact you.
- The Office of Career Services (CSO) website has [resume guidelines and examples](#)

BOTH: Email your drafts to the CSO Writing Center before you submit (optional); must be submitted to CSO (ssw-cso@umich.edu) at least 2 weeks prior to field application deadline.



What Happens After you Apply

Application Review by Field Faculty



Resume and Goal Statement is sent to Agency



Interview Offer



Interview

Placement Finalized or Field Faculty to Identify Next Opportunity





What if I Don't Get an Interview or Am Not Accepted After I Interview?


- Don't panic
- Reach out to your field faculty to discuss your situation and circumstances
- You may need to improve on your interview skills
- You may need to reflect on where you are in your skill development
- Field faculty work as a team. We will work together to find the next opportunity for you.



Preparing to Start Field

Check in with the field instructor before the start date about any additional requirements you'll need to complete

- Read: [Are You a Joy?](#)
- Health screenings & drug testing
- Background checks
- HR application
- Make sure you are responding to emails from your umich account in a timely manner!
- Attend pre-field orientation over Welcome Week
- READ the syllabus and review Canvas site





Other Important Information and Resources

- Integrated health and hospital placements are required to take SW714 (Team-Based Clinical Decision Making) in their winter semester (Weds 3-5pm online).
- Americans with Disabilities Act (ADA) & [Services for Students with Disabilities \(SSD\)](#)
- [International Students](#)
- Undocumented Status
 - U-M SSW Office of Student Services (ssw-oss@umich.edu)
- Letters of Recommendation - occasionally requested by field site





Licensing & Career Planning

- [Association of Social Work Boards](#)
- [National Association of Social Workers](#)
- [SSW Career Services](#) - ssw-cso@umich.edu

Michelle Woods, SSW Career Center Director





**5 Minute Break
and
Questions Answered in the
Chat**





School Social Work and School Social Worker Specialization



Field Educator, Liaison / LEO Lecturer IV
Stacy L. Peterson, MSW, LMSW

Professor Peterson is a field educator and liaison in the Office of Field Education. She works primarily with students interested in children and youth, juvenile justice, and school social worker practice.



Clinical Associate Professor of Social Work
Beth Sherman, MSW, LMSW

Professor Sherman specializes in the area of social work practice with children and youth. In addition to teaching, she coordinates the *School Social Worker Specialization*.





Goals

- Provide information about the school social work specialization and certification.
- Provide information about the school social work specialization field placement process.

More information: [U-M Social Work in School Settings](#)





Overview

- Roles and Qualities
- Requirements for School Social Work Specialization:
 - UMSSW School Social Worker Specialization
 - Michigan Approval Process
 - Other States' Requirements
- School Based Placement Process
- Contacts and Additional Resources





Roles and Abilities

Roles:

- Engagement
- Assessment
- Intervention
- Advocacy
- Evaluation

Abilities:

- Independent
- Flexible
- Efficient in a fast-paced environment
- Organized





Course Requirements

- Interpersonal Practice or Welfare of Children and Families Pathway *
- SW 626 School Social Work Assessments
- SW 628 School Social Work Interventions
- SW515/SW691: 500 Field Hours of direct service with children and youth.

*Exceptions can be made for students in the Community Change pathway and the Global pathway, if the field placement can accommodate 500 hours of direct practice with children and youth, and a meeting is held with Beth Sherman to formulate a specific plan.





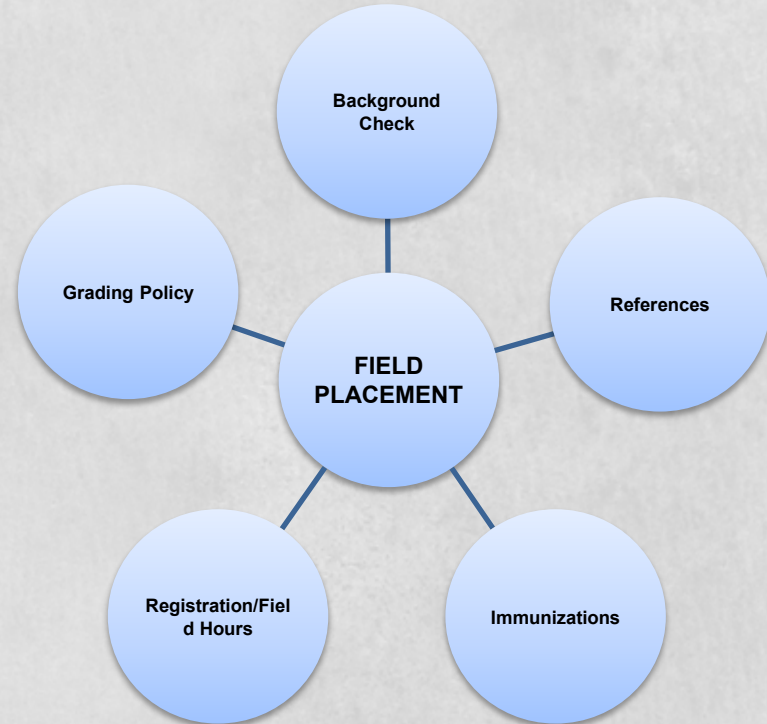
Approval Process

- State of Michigan School Social Worker Approval Process:
 - [Form 310 Recommendation for Temporary Approval Request Form](#)
- Other States' Requirements: Each state has its own requirements for school social workers, please check your state's department of education website for details.



School-Based Placement Process

- Review/Timeline
- Criminal Background Check
- References
- Immunizations
- Registration/Field Hours
- Grading Policy





Contact Information

- Beth Sherman, MSW, LMSW
Associate Clinical Professor
School Social Worker Specialization Coordinator
shermanb@umich.edu
- Stacy L. Peterson, MSW, LMSW
Field Faculty, Lecturer IV
stacyk@umich.edu





Resources

- **School Social Worker Specialization**

<https://ssw.umich.edu/programs/msw/financial-aid/school-social-worker-specialization>

- **School Social Worker Form 310**

<https://ssw.umich.edu/offices/registrar>

- **School Social Workers Association of America**

<http://www.sswaa.org>

- **Michigan Association of School Social Workers**

<https://masswmi.site-ym.com/>





Thank you!

Questions?

Contact us at

ssw-fieldoffice@umich.edu

or

734-764-5331



SCHOOL OF SOCIAL WORK
FIELD EDUCATION
UNIVERSITY OF MICHIGAN