



SCHOOL OF SOCIAL WORK
FIELD EDUCATION
UNIVERSITY OF MICHIGAN

Introduction to Field Education Webinar

U-M School of Social Work

Office of Field Education

Incoming Fall 2022 On-Campus MSW Program

April 27, 2022 at 5:00 PM

The Office of Field Education Team



Dan Fischer

Clinical Associate Professor
Assistant Dean & Director of
Field Education (he/him)



Alison Osborn

Office Manager
she/her



Aimee Vantine

Field Faculty
she/her



Christopher Jones

Administrative Assistant
he/him



Zaynab Boussi

Field Faculty
she/ her



Amy Burandt

Field Faculty
she/her



Miriam Connolly

Field Faculty
she/her



Rosalva Osorio Cooksy

Field Faculty
they/them



Stacy Peterson

Field Faculty
she/her



Yatesha Robinson

Field Faculty-Online Program
she/ her



Rachel Naasko

Assistant Director of
Field Education & Field
Faculty
she/her



Introductions Continued

- **Tim Colenback**, Assistant Dean for Enrollment Management
- **Michelle Woods**, Director of Career Services

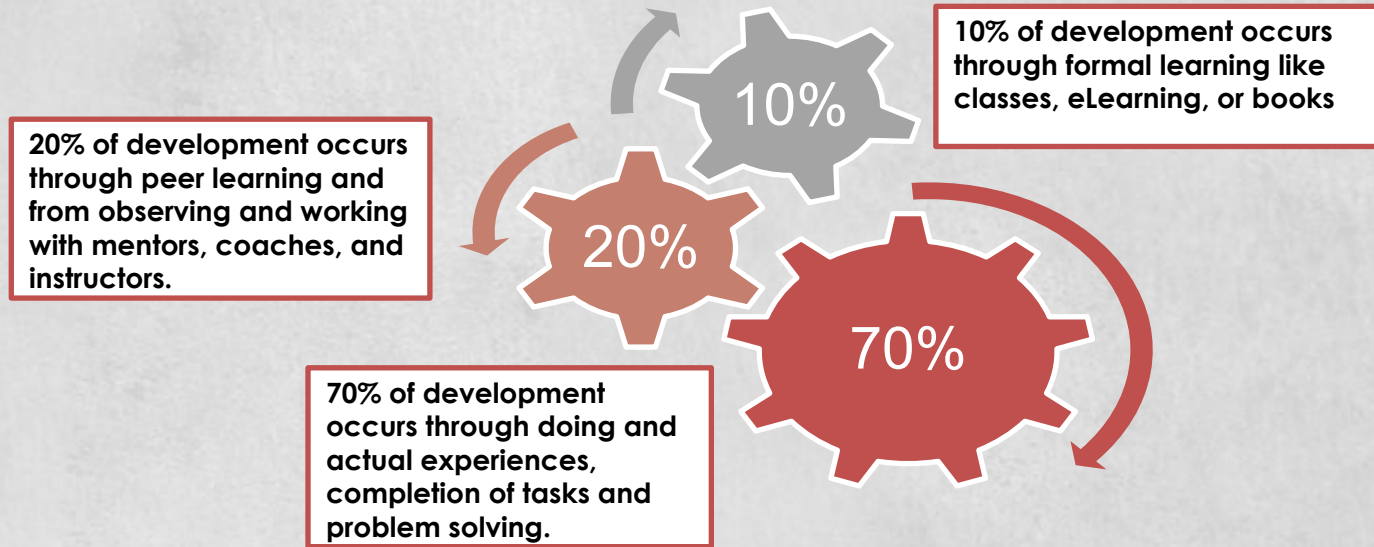


Ask Your Questions During the Break

**Type your questions into the Q&A during the break
and our team will respond at that time**



Learning Acquisition Methods



What is “Field ”?

Field education (field placement, field practicum, field experience or simply “field”) is the hands-on, real-world training portion of the MSW curriculum.

- It is a course!!! SW 515 & SW 691
- What? Hands-on, experiential learning & practice
- Where? A variety of settings where social work is practiced

Field is the opportunity for you to take what you learn in the classroom and apply and practice these concepts and skills in a real world learning environment.



How is Field Different than a Job?

- In many ways your field experience will feel like a job.
- As a profession, we believe it is critical for you to learn and practice in the real world environments where social work takes place.
- Field allows you to practice as a pre-licensed professional before you have your MSW
- Your **Educational Agreement** with the agency is your key learning tool and will guide your experience.
- Field education is 25% of your MSW education and training
- National labor law recognizes the need and importance for educational practicums.



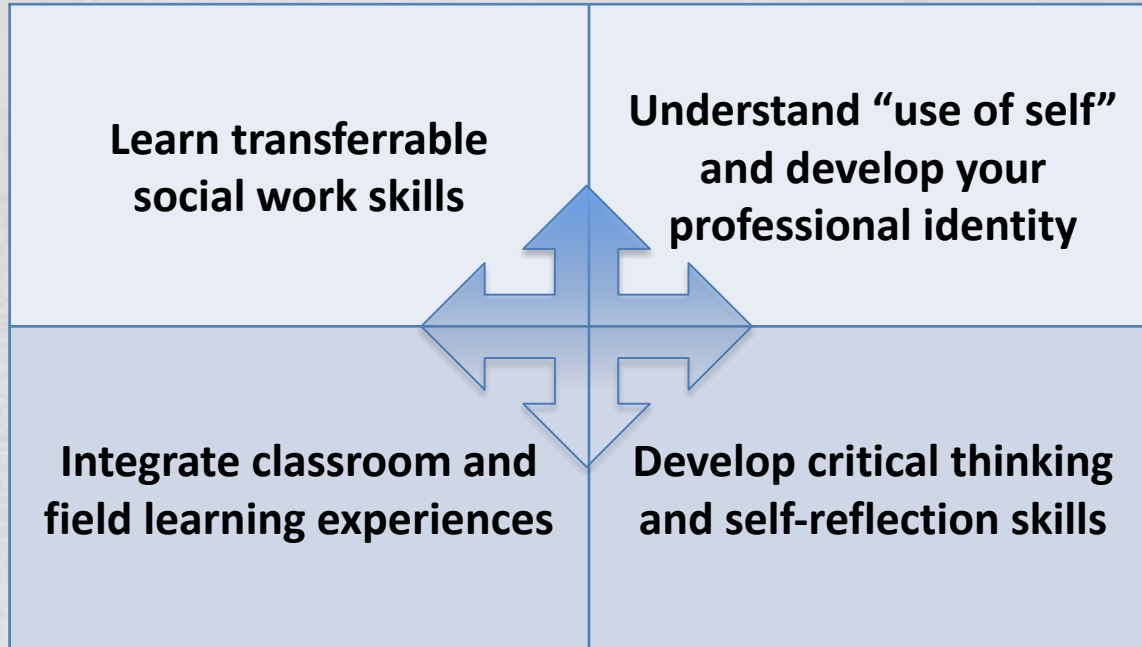
Why is Field Important?

- Commit and practice the core values of the social work profession
- Prepare to become the provider of service to the clients and community you will be serving
- Engage in critical thinking and self-reflection
- Understand use of self in relation to your impact on others
- Begin developing your identity and professional brand as a social worker

Everything you do in field is a learning opportunity.



What Will I Do In Field?



Developing **CSWE Social Work Competencies** and Skills in Field

Practice and
apply classroom
theories and
concepts in a
real-world
setting

Practice
navigating ethical
concerns
according to the
NASW/ABSW
Code of Ethics


Practice skills and
behaviors that
lead to core
competency
development




Your Field Education Team




MSW Student



Field Faculty
*U-M SSW faculty
member in the
Office of Field
Education*



Field Instructor(s)
*Licensed MSW
(typically
employed at the
field site)*



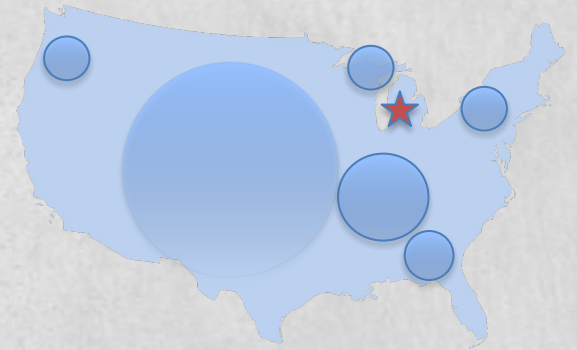
Task Supervisor
*Employee at field
site*

Where will my Field Placement be?



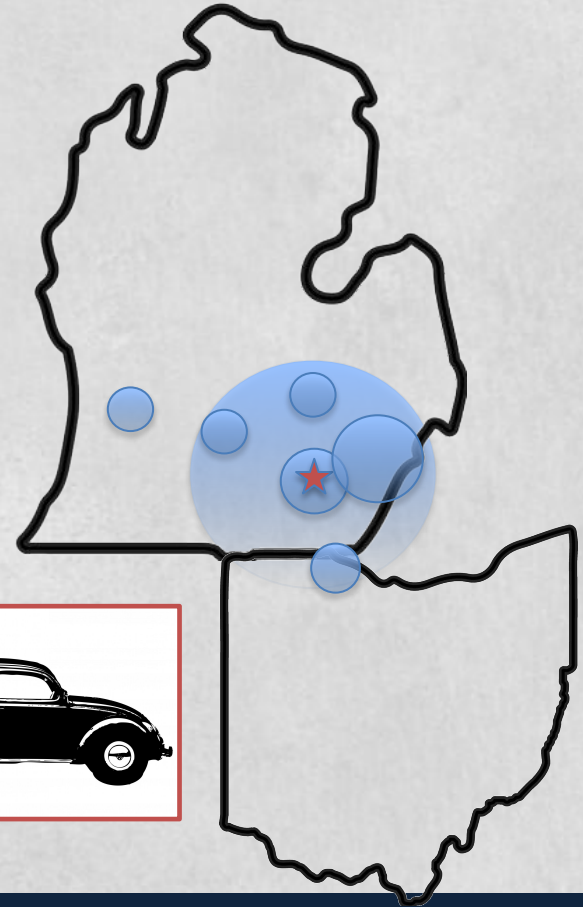
Student,
MSW
candidate

- “Local” options in SE Michigan and Northern Ohio, most in Ann Arbor and Detroit
- **Most students travel an average of 30 to 60 minutes** to get to field
- Spring/Summer term national and international field placement options



How do I Get There?

- You are responsible for your transportation to your field site
- If you don't drive or have a car, indicate this on your application, as this does limit options
- Transportation options (Carpooling, Ann Arbor Transportation Authority)



Entering Your Field Placement

Entering field means you are entering a new community.

Field sites and field instructors understand you're a student there to learn.

However, as a professional graduate social work student you are expected to have skills and attributes in the following areas: [UM-SSW Technical Standards](#)

- Communication
- Intellectual and Cognitive Skills
- Emotional and Behavioral Readiness



Field Education Time Commitment

- Every student will spend 16-24 hours per week in field during the semesters of your field courses
- 14 field course credits for 16 mo, 20 mo and MasterTrack students = 912 hours over 3 terms in field (4 terms for students in the part-time program)
- 12 field course credits for advanced standing students = 684 hours over 3 terms in field

Be prepared for this time commitment



Best Approaches to Field: 5 Pieces of Advice

- Own your learning and manage your expectations
- Learn to function with discomfort, anxiety, and ambiguity
- Be willing to make mistakes
- Be patient with all you have to learn
- Want, seek and use feedback



Applying to Field and the Placement Process



**Rachel Naasko, LMSW / Assistant Director of
Field Education / Field Faculty**



Spring/Summer Field Faculty Office Hours for Fall 2022 Field Applications

Starts Monday May 2, 2022

Mondays at 12pm

May 2nd
May 9th
May 16th
May 23rd

Wednesdays at 4pm

May 4th
May 11th
May 18th
May 25th
June 1st

Fridays at 8am

May 6th
May 13th
May 20th
May 27th
June 3rd

Zoom links for Office Hours are posted on the Incoming Field Students Website:
<https://ssw.umich.edu/r/FieldFacultyOfficeHours>



When do I Apply for my Field Placement?

Thursday
May 19*,
2022

12-month

& any special scholarships
that follow a 12-month
curriculum schedule

EARLY May 1, 2022 for 12-month
students interested in Children's
Hospital or V.A. Medical Center

Thursday
Sept. 22,
2022

20-month

& any special scholarships
that follow the 20-month
curriculum schedule

Thursday
Sept. 22,
2022

16-month

& any special scholarships
that follow the 16-month
curriculum schedule



Reasons Why You Might Apply for Field at a Different Time



Dual Degree Candidate



Placement Needs

Limitations in the Placing Process

Agency

- Field instructor/Agency availability
- Training program cycle
- Changes in funding
- Previous experience with students

Student

- Program schedule
- Student availability
- Student's interest
- Related experience
- Professional presentation



How to Apply for Your Field Placement

REVIEW OUR WEB RESOURCES:

[*Incoming Field Students Page*](#)

1. Preparing your application materials
2. Composing and submitting your field application
3. Interviewing
4. Preparing to start



Composing and Submitting Your Field Application

Identify your priorities and select placement options

Goal statement: 1-2 page written statement that we share with potential field placements to give them an idea of your knowledge, skills and interests

- Follow the [goal statement guidelines](#) to compose

Resume: Same as any other resume, but with any social work experience or skills emphasized

- **Use your UMich email address on your resume!** This is how agencies/field instructors will contact you.
- The Office of Career Services (CSO) website has [resume guidelines and examples](#)

BOTH: Email your drafts to the CSO Writing Center before you submit (optional); must be submitted to CSO (ssw-cso@umich.edu) at least 2 weeks prior to field application deadline.



What Happens After you Apply

Application Review by Field Faculty



Resume and Goal Statement is sent to Agency



Interview Offer



Interview

Placement Finalized or Field Faculty to Identify Next Opportunity



What if I Don't Get an Interview or Am Not Accepted After I Interview?


- Don't panic
- Reach out to your field faculty to discuss your situation and circumstances
- You may need to improve on your interview skills
- You may need to reflect on where you are in your skill development
- Field faculty work as a team. We will work together to find the next opportunity for you.



Preparing to Start Field

Check in with the field instructor before the start date about any additional requirements you'll need to complete

- Read: [Are You a Joy?](#)
- Health screenings & drug testing
- Background checks
- HR application
- Make sure you are responding to emails from your umich account in a timely manner!
- Attend pre-field orientation over Welcome Week
- READ the syllabus and review Canvas site



Other Important Information and Resources

- Americans with Disabilities Act (ADA) & [Services for Students with Disabilities \(SSD\)](#)
- [International Students](#)
- Undocumented Status
 - U-M SSW Office of Student Services (ssw-oss@umich.edu)
- Letters of Recommendation - occasionally requested by field site



Licensing & Career Planning

- [Association of Social Work Boards](#)
- [National Association of Social Workers](#)
- [SSW Career Services](#) - ssw-cso@umich.edu

Michelle Woods, SSW Career Center Director



**15 Minute Break
and
Questions Answered in the
Chat**



School Social Work and School Social Worker Specialization



Field Educator, Liaison / LEO Lecturer IV
Stacy L. Peterson, MSW, LMSW

Professor Peterson is a field educator and liaison in the Office of Field Education. She works primarily with students interested in children and youth, juvenile justice, and school social worker practice.



Clinical Associate Professor of Social Work
Beth Sherman, MSW, LMSW

Professor Sherman specializes in the area of social work practice with children and youth. In addition to teaching, she coordinates the *School Social Worker Specialization*.



Goals

- Provide information about the school social work specialization and certification.
- Provide information about the school social work specialization field placement process.

More information: [U-M Social Work in School Settings](#)



Overview

- Roles and Qualities
- Requirements for School Social Work Specialization:
 - UMSSW School Social Worker Specialization
 - Michigan Approval Process
 - Other States' Requirements
- School Based Placement Process
- Contacts and Additional Resources



Roles and Abilities

Roles:

- Engagement
- Assessment
- Intervention
- Advocacy
- Evaluation

Abilities:

- Independent
- Flexible
- Efficient in a fast-paced environment
- Organized



Course Requirements

- Interpersonal Practice or Welfare of Children and Families Pathway *
- SW 626 School Social Work Assessments
- SW 628 School Social Work Interventions
- SW515/SW691: 500 Field Hours of direct service with children and youth.

*Exceptions can be made for students in the Community Change pathway and the Global pathway, if the field placement can accommodate 500 hours of direct practice with children and youth, and a meeting is held with Beth Sherman to formulate a specific plan.



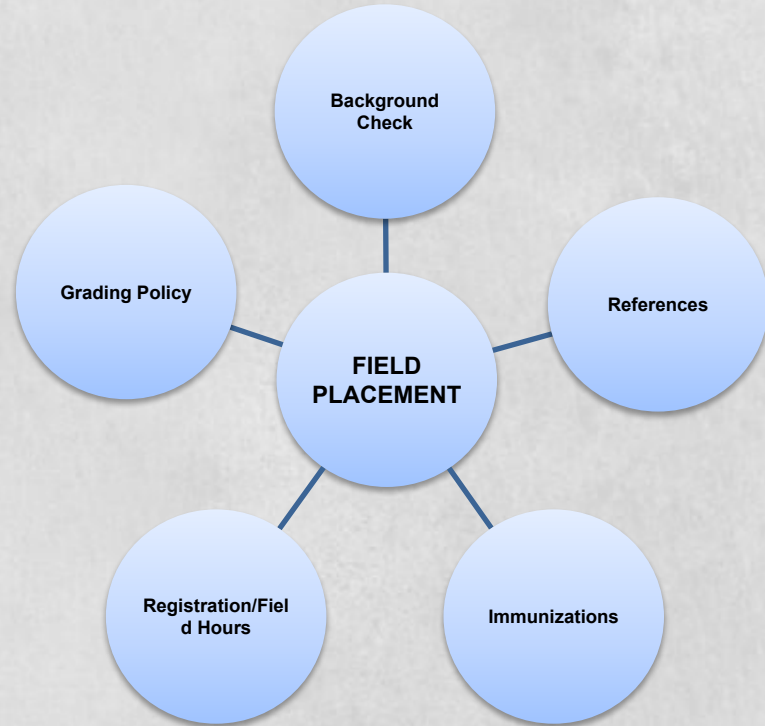
Approval Process

- State of Michigan School Social Worker Approval Process:
 - [Form 310 Recommendation for Temporary Approval Request Form](#)
- Other States' Requirements: Each state has its own requirements for school social workers, please check your state's department of education website for details.



School-Based Placement Process

- Review/Timeline
- Criminal Background Check
- References
- Immunizations
- Registration/Field Hours
- Grading Policy



Contact Information

- Beth Sherman, MSW, LMSW
Associate Clinical Professor
School Social Worker Specialization Coordinator
shermanb@umich.edu
- Stacy L. Peterson, MSW, LMSW
Field Faculty, Lecturer IV
stacyk@umich.edu



Resources

- **School Social Worker Specialization**
<https://ssw.umich.edu/programs/msw/financial-aid/school-social-worker-specialization>
- **School Social Worker Form 310**
<https://ssw.umich.edu/offices/registrar>
- **School Social Workers Association of America**
<http://www.sswaa.org>
- **Michigan Association of School Social Workers**
<https://masswmi.site-ym.com/>



Thank you!

Questions?

Contact us at

ssw-fieldoffice@umich.edu

or

734-764-5331



SCHOOL OF SOCIAL WORK
FIELD EDUCATION
UNIVERSITY OF MICHIGAN