



SCHOOL OF SOCIAL WORK  
FIELD EDUCATION  
UNIVERSITY OF MICHIGAN

OL MSW Field Education  
Welcome

W2025 Cohort

U-M School of Social Work, Office of Field  
Education

February 10, 2025

# Introductions




**Yanni Robinson, Ph.D., LMSW**  
Assistant Director of Field, Online Program  
[yatesha@umich.edu](mailto:yatesha@umich.edu)  
734-763-5771



**Claire Peterson, MSW**  
Field Coordinator  
[clairemp@umich.edu](mailto:clairemp@umich.edu)  
734-764-5331



# The Office of Field Education Team



**Erin Khang**  
Director of Field Education &  
Clinical Assistant Professor  
she/ her



**Yatesha (Yanni) Robinson**  
Online Assistant Director  
Adjunct Clinical Assistant Prof.  
she/ her



**Christina Dadswell**  
Residential Assistant Director  
she/her



**Celia Meagher**  
Program Assistant  
she/they




**Khindra Clarke**  
Program Assistant  
she/her



**Sara Castillo**  
Office Manager  
she/her



**Talia Dyerly-Ingham**  
Field Coordinator  
she/her



**Claire Peterson**  
Field Coordinator  
she/her



# The Office of Field Education Team



**Aimee Vantine**  
Field Faculty  
she/her



**Amy Burandt**  
Field Faculty  
she/her



**Feyi Adunbi**  
Field Faculty  
she/her



**Miriam Connolly**  
Field Faculty  
she/her



**Mona Berry**  
Field Faculty  
she/her



**Nitesh Singh**  
Field Faculty  
he/him



**Rachel Naasko**  
Field Faculty  
she/her



**Rosalva Osorio Cooksy**  
Field Faculty  
they/she



**Stacy Peterson**  
Field Faculty  
her/she



**Zaynab Boussi**  
Field Faculty  
she/ her




# Online Field Education Team



**Yanni D. Robinson, Ph.D., LMSW**  
Assistant Director of Field, Online Program  
Adjunct Clinical Assistant Professor  
[yatesha@umich.edu](mailto:yatesha@umich.edu), 734-763-5771



**Talia Ingham, LLMSW**  
Field Coordinator  
[tdyerly@umich.edu](mailto:tdyerly@umich.edu)  
734-647-4537



**Claire Peterson, MSW**  
Field Coordinator  
[clairemp@umich.edu](mailto:clairemp@umich.edu)  
734-764-5331



# Online Field Faculty Team



**Feyi Adunbi**  
Field Faculty  
she/her



**Mona Berry, LMSW, SSW**  
Field Faculty  
she/her



# What is Field Education?

Field education is the applied learning, real-world training portion of the MSW curriculum

- It is a course: SW 515 & SW 691; you'll register EACH TERM
- 515/691 can be found under *Independent Study*

Field education is **NOT** intended to be your first career experience

- Students may be placed in settings that do not align with their specific career interests
- Oftentimes, what determines where you work after graduation is the JOB MARKET and your transferable skills that you can shape to fit the openings in the market



# Goals of the Field Placement

Although we work to align placements with student interests, this isn't our goal. Field is designed to help students develop social work competency

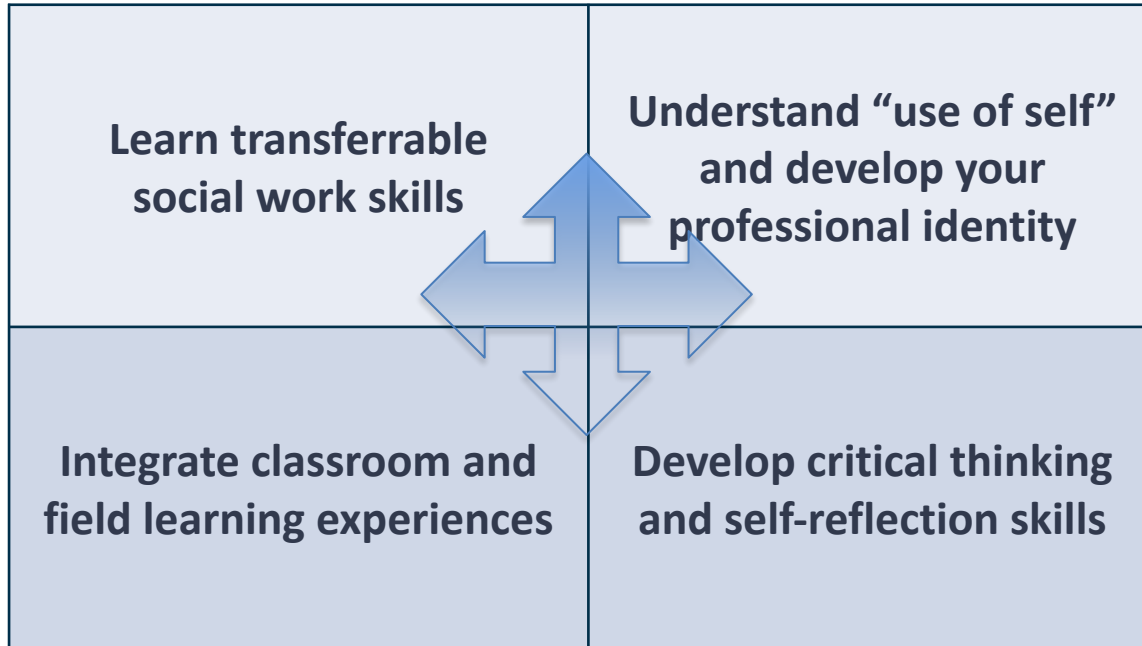
- The goal is to provide students with hands-on learning experiences where they can practice a variety of GENERAL SKILLS in real world settings
- This includes professional skills needed to thrive in difficult work environments, i.e. challenges with supervisors and colleagues

*Important note: students with limiting circumstances may have less flexibility in placement options*





# What will I do in field?



# When Does Field Occur?


Advanced standing students = 3 terms

MasterTrack students = 4 terms

- Typically placements operate between **Monday through Friday** during regular **BUSINESS HOURS**, 9 - 5 pm.
- You can anticipate being in field *2-3 days per week* depending on your curriculum schedule.

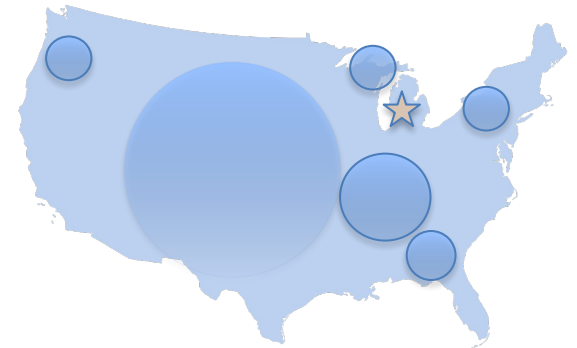


# Where will my field placement be?




**Student,**  
*MSW*  
*candidate*

- Field Faculty or the Field Coordinator contact students 8 months before their first term of field to meet and develop a plan
- For those that qualify, employment-based internships are available
- Field Faculty or the Field Coordinator handle all outreach to agencies to inquire about placements
- Remote options are rare, and most placements take place in-person




# Your Field Education Team




**Field Faculty**


*UM "Professor" for  
Field Education*




**Task Supervisor**  
*Employee at field  
site or non-MSW*



**MSW  
Student**



**Field Instructor(s)**  
*Licensed MSW  
(often employed  
at the field site)*



**U-M Field  
Coordinator**



# Employment-based Field Placement

- An Employment Based Field Placement allows a student to complete their field hours at their **CURRENT** place of employment
  - **\*Work hours may be counted towards field hours\***

## Requirements:

- Alignment with 9 competencies of your pathway
- CEO/Director willing to sign affiliation agreement
- Supervisor willing to be a field instructor; must also have MSW field instructor (2+ years post graduation) who can guide social work competency development
- Students are encouraged to be out of probation
- For those interested in completing their field placement at their place of employment, the Employment Based Field Proposal Form is required
- EBP Applications should be submitted after your field orientation and field application



# Considerations for Tricky Placements

- **Government Agencies (VA's, etc.)**

- Affiliation agreement can be time consuming due to strict regulations
- Criminal background and drug testing requirements

- **Hospitals**

- Affiliation agreement can be time consuming due to strict regulations
- Students may be required to be in field for 3 days a week

- **Schools**

- Schools do not typically offer summer hours
  - If you're interested in the [U-M School Social Work Specialization](#), please reach out to Beth Sherman ([shermanb@umich.edu](mailto:shermanb@umich.edu))



# Next Steps in Your Field Placement Process

1. The Field Coordinator will send an orientation email 7-8 months prior to your field start
2. Await notification to meet with your field coordinator to determine field interests and agency options
3. Compose goal statement and submit your field application
4. Interview at the placement site
5. Complete new agency paperwork
  - Affiliation Agreement
6. Prepare to start



# W2025 Online Cohort

## Online Part-Time MasterTrack

Admit term: W2025  
Starting field: W2026

**6-8 Months Before**  
*Out-of-State Students*  
OR  
**3-4 Months Before**  
*In-state Students*

# When do I apply for Field?

## Online Part-Time Advanced Standing

Admit term: W2025  
Starting field: SS2026

**6-8 Months Before**  
*Out-of-State Students*  
OR  
**3-4 Months Before**  
*In-state Students*





# How To Prepare to Apply

## Reflect on:

- Your current skills
- How you receive feedback
- Prospective field sites to discuss with your Field Faculty or Coordinator
- What qualities you're looking for in a field instructor
- What you'd like your first job to be after graduation, and what basic skills you'll need to be qualified
- Types of settings you are interested in
- Whatever you expect, know it will be different



**Remember:** Be flexible, adaptable and open-minded; every field placement is a learning experience



# Recreational Medical Drug Use

Federally Funded Programs perform drug tests  
and students would not be accepted with a  
positive test



# Criminal Background

Please communicate any criminal history to your field coordinator and we will develop a plan of action to make sure you get placed



# Licensing

- It is the responsibility of each student to review the licensing statutes and regulations for the state in which they would like to practice social work.
- [Association of Social Work Boards](#)
- SSW Career Services: [ssw-cso@umich.edu](mailto:ssw-cso@umich.edu)



# FAQ's

- Are practicums/field placements paid?
- Can I complete my field placement at my place of employment
  - Employment Based Placement requirements:
    - Alignment with 9 competencies of your pathway
    - Employer and Field Directors approval
    - Must be out of probation
- Can I change field placements?
- Do I have to find my own placement?
- Can I complete a remote placement?



## Other Important Information and Resources

- Americans with Disabilities Act (ADA)
  - [Services for Students with Disabilities \(SSD\)](#)
- Undocumented/DACAmented Status
  - Contact the U-M SSW Office of Student Services (ssw-oss@umich.edu)



# Questions

[ssw-fieldoffice@umich.edu](mailto:ssw-fieldoffice@umich.edu)

