





SSW SPRING COMMENCEMENT
IMPORTANT INSTRUCTIONS FOR GRADUATES


(Please Review *before* Commencement)

Saturday, May 2nd @ The Power Center – 1:30pm

- **Keynote Speaker: Representative Lydia Crafts, LCSW**
- **MSW Student Speaker: Nicole Portmann Muñoz**
- **MSW Student Speaker: Tania Bermejo**
- **MSW Name Readers: Zaynab Boussi & Justin Hodge**
- **MSW Hooders: Gina Ambrogio & Daicia Price**
- **Ceremony Marshals: Barb Hiltz, Erin Khang, & Sue Ann Savas**
- **Ph.D. Reader: William Elliott III**
- **Ph.D. Hooders: Fatma Müge Göçek, Kristin Seefeldt, & Matthew Smith**
- **12:30pm – Graduates arrive, robe, and prepare for ceremony (Rehearsal Hall)**
- **12:45pm – Power Center doors open for accessible/special needs guest seating**
- **12:45pm – Power Center auditorium open for regular seating**
- **1:30-3:00pm – SSW Commencement Ceremony**
- **3:00pm – Group photo of graduates taken on Power Center lawn following ceremony**
- **Reception in Power Center Lobby immediately following ceremony**

 **Guest Registration is required** for the School of Social Work Commencement ceremony at The Power Center. Guests must show their registration confirmation (either electronic or printed copy) to enter the auditorium. Guest Registration has already been completed. *The registration confirmation will serve as an event ticket to enter Power Center auditorium, so be sure to forward a copy of the registration confirmation to each of your guests or print a copy to give to them. Note: SSW guest registration is only for the SSW Commencement ceremony at The Power Center. The University-wide ceremony held at Michigan Stadium will have separate ticketing and all graduates should receive an email in April from U-M with a link to claim their University-wide commencement tickets.*

 **GRADUATES SHOULD ARRIVE AT THE POWER CENTER AT 12:30PM**
Upon your arrival at the Power Center, **GO TO REHEARSAL HALL (accessible from the upper level of the parking ramp door)** for robing and assembly for the procession. Staff will be available to assist and direct. **NOTE:** The Rehearsal Hall entrance is for grads only. The entrance doors to The Power Center will open at 12:45 PM. Should your guests require assistance with seating, please have them arrive by 12:45 PM and approach one of the ushers for accessible seating assistance.

 **GO TO THE APPROPRIATE TABLE BASED ON YOUR LAST NAME TO RECEIVE YOUR PRE-PRINTED NAME/PHOTOGRAPHY CARD.** The card is used by the Reader to announce your name. (Available in the robing room.)
Names on cards are listed with the information and phonetic spellings provided by graduates.

If you would like your name read differently than what is printed on your card, please take a blank card and enter in the correct information.

The QR code for photos will be on the back side of your name card. You will need to use the photographer QR code to electronically fill out your information so the photographer can identify, contact you, and send you the proofs for possible purchase. Photo instructions will be emailed to graduates prior to commencement. There is *no obligation* to purchase the pictures.

Hold on to this card until you go up on the stage. You will hand it to one of Readers at the lectern so they can announce your name. The card will not be given back to you, so you must fill out the photo card before commencement begins.

 **TASSELS SHOULD BE ON THE RIGHT.**

 **HOODS SHOULD **NOT** BE WORN. YOU WILL CARRY IT OVER YOUR LEFT ARM.**


As part of the ceremony, you will hand your hood to one of the faculty hooders on stage who will ceremonially place the hood over your head. Staff will provide hooding instructions prior to the ceremony.

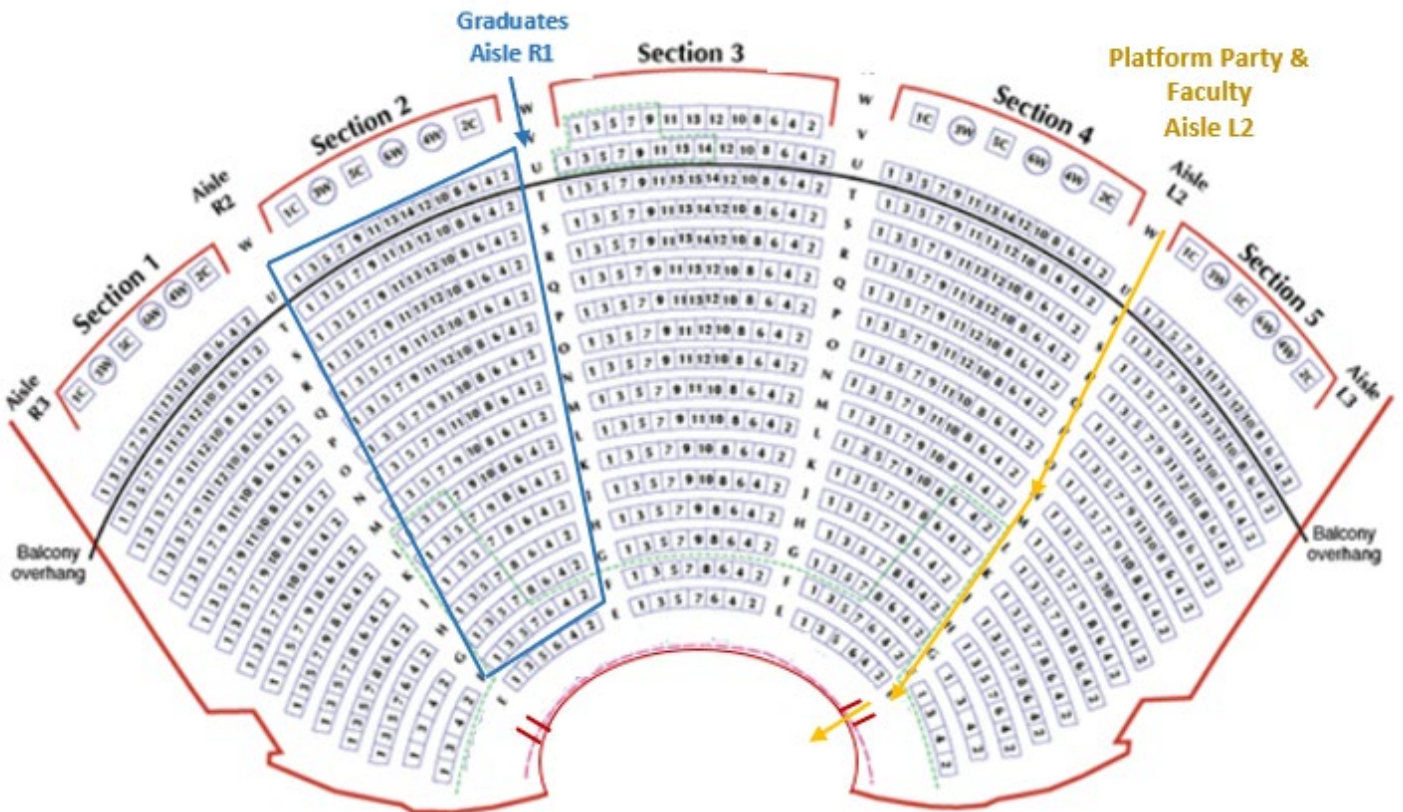
 ***DO NOT LEAVE VALUABLES (PHONES/PURSES) IN THE ROBIN ROOM, AS IT WILL BE UNATTENDED DURING THE CEREMONY.***

 **IMMEDIATELY FOLLOWING THE GROUP PHOTO, THE MARSHALS WILL DIRECT YOU TO GET INTO THE PROPER ORDER FOR THE PROCESSION**.** The Marshals will give you instructions/directions, and will lead the graduates to wait outside of the auditorium doors at **1:25 p.m.**

****ORDER OF GRADUATES FOR PROCESSION** (in the following order):

- *Ph.D. Grad Brittani Parham*
- *Ph.D. Grad Charles Williams II*
- *MSW Student Speaker Nicole Portmann Muñoz*
- *MSW Student Speaker Tania Bermejo*
- *MSW degree candidates in alphabetical order*

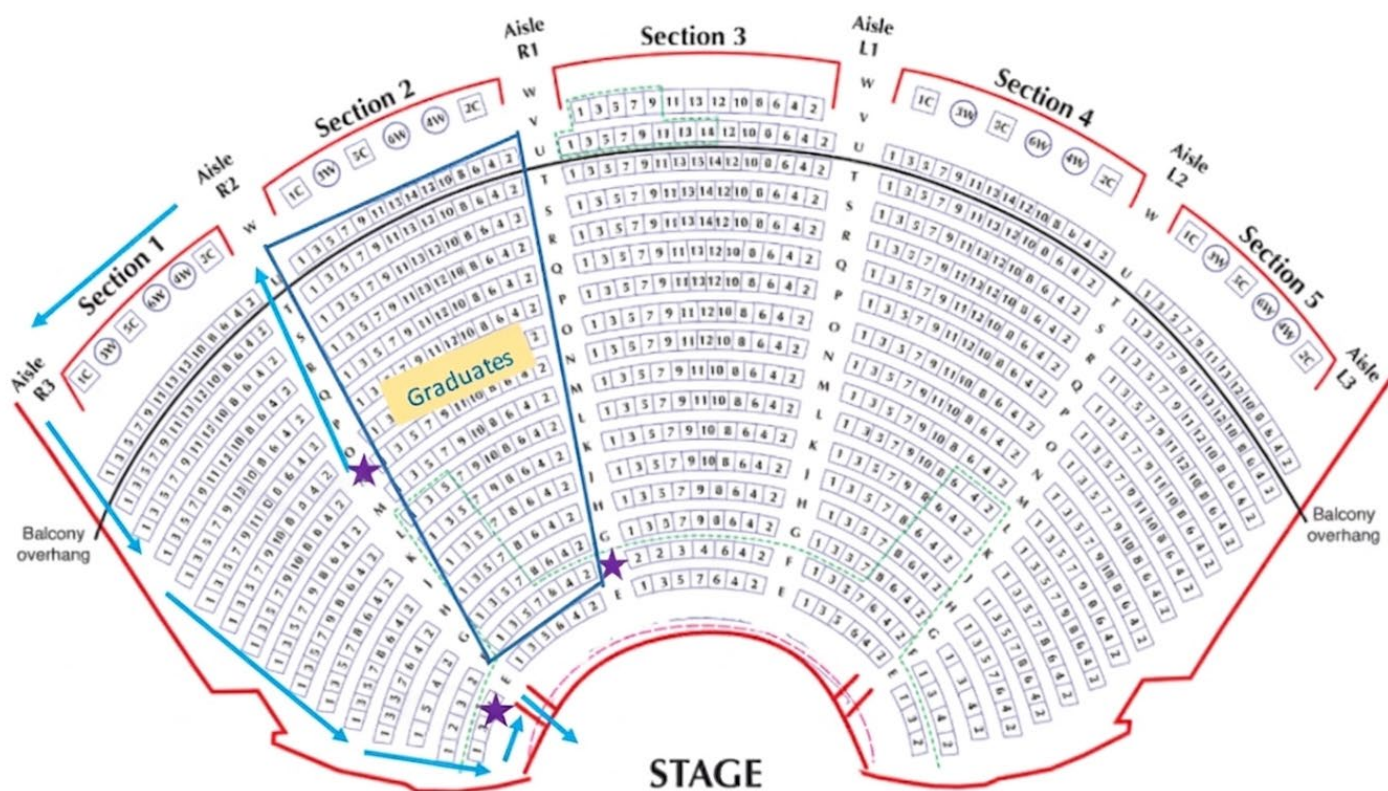
 **MARSHALS WILL LEAD THE GRADUATES INTO THE AUDITORIUM** and direct graduates to their seats. Graduate seating will be in section 2. Please remain standing until all graduates have entered the auditorium and directed by the Dean to be seated.



DURING THE CEREMONY: “Presentation of Graduates”

When the Dean announces that the Hooders, Readers, and Marshals should take their places for the Presentation of Graduates – one Marshal will stand at the end of the row. The Marshal will motion for the first row to stand and will lead the row of graduates up toward the auditorium exit and over to re-enter the auditorium via Aisle R3, then down to stage steps (floor right). One Marshal will remain at the stage steps to direct students to the hooders **two at a time** and wait until both have been hooded before sending the next two. The Marshals at the end of each row will continue moving down the rows of graduates, emptying one row at a time.

Two Hooders will be on the stage positioned to the right of the lectern. Staying in order, each graduate will position themselves in front of one of the Hooders. The 1st student in front of the 1st hooder, 2nd student in front of 2nd hooder. Each graduate should hand their hood to their hooder and then turn around to face the audience. Each Hooder will then place the hood over the graduate’s head. The two graduates, after being hooded, should then turn and move to the right toward the lectern – staying in order - then proceed forward one at a time to hand their name card to one of Readers, and continue across the stage to greet the Dean. The photographer will take a picture of the graduate with the Dean at this time. The graduate then continues toward the stage exit stairs and will be greeted by the SSW Alumni Board Representative who will give a handout. The photographer will take a 2nd photograph of the graduate after they exit the stage. Proceed back to original seat and sit down. ***Congratulations, Graduate!!!***



AFTER THE CEREMONY: Graduate Photo & Reception

A GROUP PHOTO OF GRADUATES IS PLANNED AFTER THE CEREMONY (Weather permitting)

The Dean will instruct the Marshals to lead graduates out of the auditorium and outside onto the front lawn of the venue, where the photographer will give instructions to graduates on lining up for the photo. Please be sure your attire is in good order. Please instruct your guests to join you in The Power Center lobby following the ceremony and photo. In the event of inclement weather, graduates will be instructed to remain indoors for the photo.

RECEPTION

Join us for a light reception that will be held immediately following the ceremony in The Power Center Lobby.

VENUE: Venue guidelines prohibit graduates or guests from bringing food, beverages, and certain other items into the auditorium. We ask that you plan accordingly. The following items are prohibited from The Power Center:

- All bags (including purses, clear bags, fanny packs, etc.)

- All bottles (including all types of water bottles)
- Alcoholic beverages
- Aerosol and spray cans
- Animals (except service animals for persons with a disability)
- Apparel or signage displaying profane or abusive language
- Containers of any kind (including coolers, thermoses, cups, cans, flasks)
- Flags and flagpoles
- Food of any kind
- Irritants
- Noisemakers (including but not limited to whistles, air horns, boom boxes, bull horns, kazoos, sirens, thunder sticks, vuvuzelas, etc.)
- Projectiles (including footballs, Frisbees and beach balls)
- Seat cushions containing any type of metal or those with pockets, storage slots, seat backs, arm rests, or attachments of any kind
- Strollers
- Video camera, tripods and selfie sticks
- Umbrellas
- Weapons
- Any other item that may obstruct or impair the view or enjoyment of another attendee (including banners, signs, etc.)

If any attendee has a need to bring in an item out of medical necessity or due to childcare needs, they may inform the screening staff.

ACCESSIBILITY: The Power Center venue makes heavy usage of stairways to access the space. If you have not already done so, graduating students/students with guests who have a concern or special need in relation to access to the Power Center (wheelchair use, difficulty navigating steps, require other support services, etc.), please contact the Office of Student Services and Enrollment Management [OSS] at ssw.oss@umich.edu or Michelle Gorton at mtgorton@umich.edu as soon as possible.

PARKING NEAR THE POWER CENTER: The Fletcher street parking structure located at 201 Fletcher Street will be open to the public for parking at no charge. The Thayer street parking structure located at 216 S. Thayer Street will be open to the public for parking at no charge. Handicap parking is available in both structures. For driving directions & campus maps: <https://campusinfo.umich.edu/campusmap>.

LIVESTREAM: The School of Social Work Commencement will be livestreamed on the [SSW website](#) for individuals who do not plan to attend the ceremony in person. Graduates were surveyed to see who was not planning to attend the ceremony in-person. Graduates who informed us they will not be attending in-person will have their name read and a slide with their photo shown during commencement and via the livestream. **We cannot guarantee a slide will be included for students who did not inform us of their plan to attend remotely.**

RETURN OF BORROWED ATTIRE OR DONATION OF GRADUATION ATTIRE:

Graduation attire borrowed from the SSW **must be returned to the Office of Student Services no later than June 1st, 2026.** For graduates' convenience, a drop off box will be available in the lobby of The Power Center on the day of commencement to drop off your attire immediately following the ceremony/ while attending the reception. **Be sure to fill out the return form so we know you returned your attire.**

PLEASE CONSIDER DONATING ALL OR PART OF YOUR GRADUATION ATTIRE for the use of future graduates if you purchase your attire. You can put it in the drop off box with a note or bring it by the Office of Student Services during regular office hours.

SCHOOL OF SOCIAL WORK CAREER CENTER: The School of Social Work's Career Center, 1696 School Social Work Building, assists students and alumni with their job search process, resume/cover letter reviews and social work licensure questions. Licensure test preparation software is available to help students and alumni study for licensure exams. Please call (734) 763-6259 or email ssw-cso@umich.edu to schedule an appointment. Join us on [LinkedIn](#).

SCHOOL OF SOCIAL WORK OFFICE OF CONTINUING EDUCATION: Become a lifelong learner at SSW--and if licensure is in your future, earn continuing education hours toward your license renewal. The CE office offers a free Alumni Webinar Series to alums, as well as discounts on select [certificate programs](#). [Join our mailing list](#) to receive information

about our latest offerings. <https://ssw.umich.edu/continuing-education>.

UNIVERSITY CAREER CENTER: The University Career Center, 3200 Student Activities Bldg., offers services and resources to aid in the career exploration and job search process for UM students in every academic discipline. Their work often involves collaboration with academic units, employers and alumni/ae. Graduate students are encouraged to take advantage of every resource offered by The Career Center. Their Reference Letter Center can help you manage your reference letters, whether they are used for job applications, admission for advanced education or other purposes. Check out their website at: careercenter.umich.edu/

CONSIDER AN NASW MEMBERSHIP AND TAKE ADVANTAGE OF THE STUDENT DISCOUNT!:

Social workers join NASW to advance in their careers, connect with colleagues, and protect their practice — all while advocating for the profession and important social issues. NASW members enjoy benefits and networking at the national and chapter level, for one annual fee.

Social work is complex, and resources for clients can be limited. When social workers unite by joining NASW, the social work profession has a larger voice and more influence with elected leaders, policy makers, and employers to make critical changes that support the profession and society.

Consider joining NASW before graduation to qualify for 3 years of discounted membership dues:

BSW and MSW student members who maintain continuous membership after graduation qualify for a transitional period with discounted membership dues. Eligible NASW transitional members may apply for discounted professional liability insurance for the first two years of professional practice.

- **MSW students are eligible for three years of transitional membership**, with dues of \$116 in years one and two, and dues of \$179 in year three

Learn more about NASW membership at <https://www.socialworkers.org/Membership>

MICHIGAN ONLINE FOR ALUMNI:

Even if you're graduating you can always keep learning with Michigan Online! Michigan Online offers over 280 courses and series to university alumni - regardless of when you graduated. Created by world-renowned faculty and staff at the university, these courses and series help further your education, advance your career, and dive deeper into professional development. To begin accessing courses, log in to online.umich.edu using your U-M unqiename and password. Once you've logged in, you can get started right away by exploring courses in the dropdown menu at the top of the site.

CTA: [Get Started](#)

Need help logging in? No problem. Visit their [help page](#) for assistance.

Congratulations and Best Wishes!