





**SSW SPRING COMMENCEMENT**  
**IMPORTANT INSTRUCTIONS FOR GRADUATES**


(Please Review before Commencement)

**Saturday, May 4th @ The Power Center – 1:30pm**

- **Keynote Speaker: Joyce Dixon-Haskett, LMSW**
  - **MSW Student Speaker: Lady Funcke Munoz**
  - **MSW Student Speaker: Jessica Leacher**
  - **MSW Name Readers: Zaynab Boussi & Justin Hodge**
  - **MSW Hooders: Debra Mattison & Daicia Price**
  - **Ceremony Marshals: Abigail Eiler, Ashley Lacombe-Duncan, & Yatesha Robinson**
  - **Ph.D. Reader: William Elliott III**
  - **Ph.D. Hooders: Kelly Askew, Ruth Dunkle, Beth Glover-Reed, Mike McGovern, Larry Root, & Brad Zebrack**
- **12 Noon – Graduates arrive, robe, and prepare for ceremony (Rehearsal Hall)**
  - **12 Noon – Power Center doors open for accessible/special needs guest seating**
  - **12:15pm – Power Center auditorium open for regular seating**
  - **12:55pm – Group photo of graduates and lineup for procession into auditorium**
  - **1:30-3:00pm – SSW Commencement Ceremony**
  - **Reception in Power Center Lobby immediately following ceremony**

 **Guest Registration is required** for the School of Social Work Commencement ceremony at The Power Center. Guests must show their registration confirmation (either electronic or printed copy) to enter the auditorium. Guest Registration has already been completed. *The registration confirmation will serve as an event ticket to enter Power Center auditorium, so be sure to forward a copy of the registration confirmation to each of your guests or print a copy to give to them.*

 **GRADUATES SHOULD ARRIVE AT THE POWER CENTER AT 12 NOON**  
Upon your arrival at the Power Center, **GO TO REHEARSAL HALL (accessible from the upper level of the parking ramp door)** for robing and assembly for the procession. Staff will be available to assist and direct. **NOTE:** The Rehearsal Hall entrance is for grads only. The entrance doors to The Power Center will open at 12 Noon. Should your guest require assistance with seating, please have them arrive by 12 Noon and approach one of the ushers for accessible seating assistance.

 **GO TO THE APPROPRIATE TABLE BASED ON YOUR LAST NAME TO RECEIVE YOUR PRE-PRINTED NAME/PHOTOGRAPHY CARD.** The card is used by the Reader to announce your name. (Available in the robing room.)  
**Names on cards are listed with the information and phonetic spellings provided by graduates.**

**If you would like your name read differently than what is printed on your card, please take a blank card and enter in the correct information.**

The QR code for photos will be on the back side of your name card. You will need to use the photographer QR code to electronically fill out your information so the photographer can identify, contact you, and send you the proofs for possible purchase. Photo instructions will be emailed to graduates prior to commencement. There is no obligation to purchase the pictures.

Hold on to this card until you go up on the stage. You will hand it to one of Readers at the lectern so they can announce your name. The card will not be given back to you, so you must fill out the photo card before commencement begins.

 **TASSELS SHOULD BE ON THE RIGHT.**

 **HOODS SHOULD NOT BE WORN. YOU WILL CARRY IT OVER YOUR LEFT ARM.**

As part of the ceremony, you will hand your hood to one of the faculty hooders on stage who will ceremonially place the hood over your head. Staff will provide hooding instructions prior to the ceremony.

 ***DO NOT LEAVE VALUABLES (PHONES/PURSES) IN THE ROBIN ROOM, AS IT WILL BE UNATTENDED DURING THE CEREMONY.***


 **A GROUP PHOTO OF GRADUATES IS PLANNED FOR 12:55 P.M.** (Weather & time permitting)

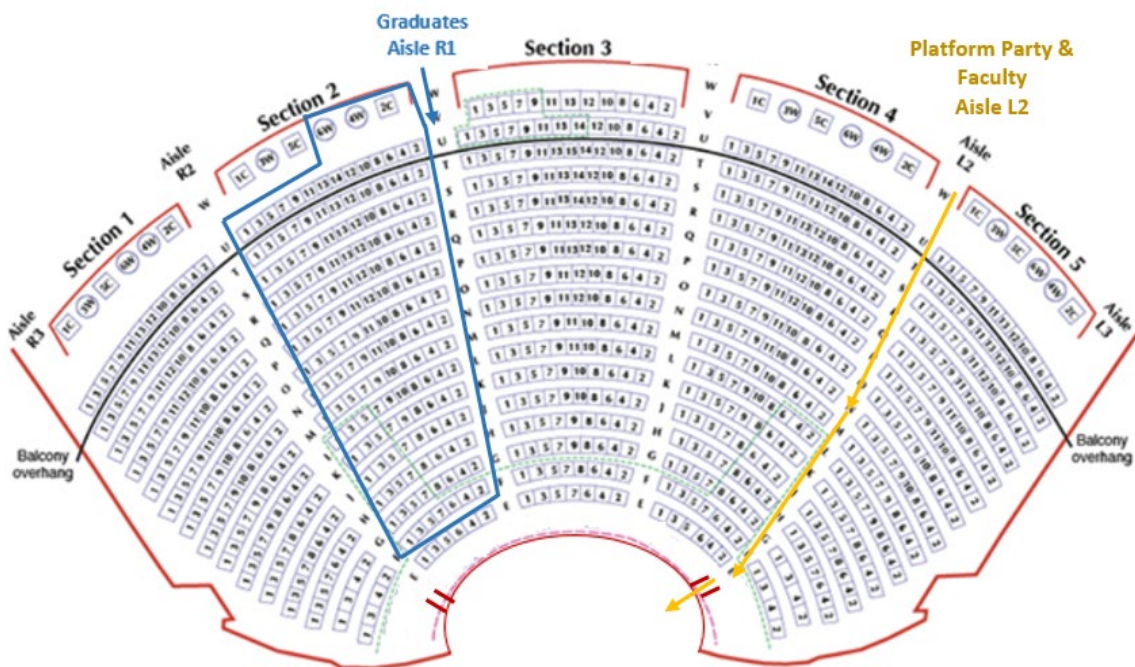
The Marshals and photographer will give specific instructions to all graduates in the Lower Level. Please be sure that all of your cards have been filled out, your attire is on, and you are ready for the ceremony **prior** to the photograph.

 **IMMEDIATELY FOLLOWING THE GROUP PHOTO, THE MARSHALS WILL DIRECT YOU TO GET INTO THE PROPER ORDER FOR THE PROCESSION\*\*.** The procession into the auditorium will begin promptly at 1:30 p.m. The Marshals will give you instructions/directions.

**\*\*ORDER OF GRADUATES FOR PROCESSION** (in the following order):

- *Ph.D. Grad Joonyoung Cho*
- *Ph.D. Grad Nina Francis-Levin*
- *Ph.D. Grad Taha Rauf*
- *MSW Student Speaker Lady Funcke Munoz*
- *MSW Student Speaker Jessica Leacher*
- *MSW Student Maleigha Coronado*
- *MSW degree candidates in alphabetical order*

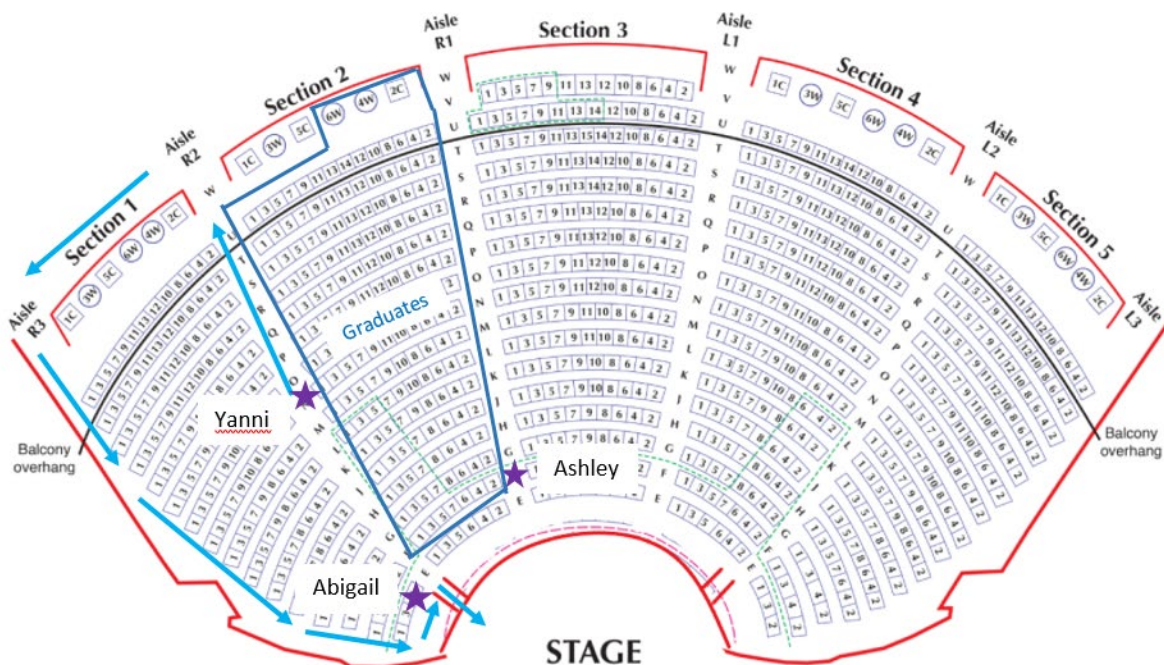
 **MARSHALS WILL LEAD THE GRADUATES INTO THE AUDITORIUM** and direct graduates to their seats. Graduate seating will be in section 2. Please remain standing until all graduates have entered the auditorium and directed by the Dean to be seated.



### DURING THE CEREMONY: “Presentation of Graduates”

When the Dean announces that the Hooders, Readers, and Marshals should take their places for the Presentation of Graduates – one Marshal will stand at the end of the row. The Marshal will motion for the first row to stand and will lead the row of graduates up toward the auditorium exit and over to re-enter the auditorium via Aisle R3, then down to stage steps (floor right). One Marshal will remain at the stage steps to direct students to the hooders **two at a time** and wait until both have been hooded before sending the next two. The Marshals at the end of each row will continue moving down the rows of graduates, emptying one row at a time.

Two Hooders will be on the stage positioned to the right of the lectern. Staying in order, each graduate will position themselves in front of one of the Hooders. The 1<sup>st</sup> student in front of the 1<sup>st</sup> hooder, 2<sup>nd</sup> student in front of 2<sup>nd</sup> hooder. Each graduate should hand their hood to their hooder and then turn around to face the audience. Each Hooder will then place the hood over the graduate’s head. The two graduates, after being hooded, should then turn and move to the right toward the lectern – staying in order - then proceed forward one at a time to hand their name card to one of Readers, and continue across the stage to greet the Dean. The photographer will take a picture of the graduate with the Dean at this time. The graduate then continues toward the stage exit stairs and will be greeted by the SSW Alumni Board Representative who will give a handout. The photographer will take a 2<sup>nd</sup> photograph of the graduate after they exit the stage. Proceed back to original seat and sit down. ***Congratulations, Graduate!!!***



**VENUE:** Venue guidelines prohibit graduates or guests from bringing food, beverages, and certain other items into the Power Center. We ask that you plan accordingly. The following items are prohibited in the Power Center:

- All bags (including purses, clear bags, fanny packs, etc.)
- All bottles (including all types of water bottles)
- Alcoholic beverages
- Aerosol and spray cans
- Animals (except service animals for persons with a disability)
- Apparel or signage displaying profane or abusive language
- Containers of any kind (including coolers, thermoses, cups, cans, flasks)
- Flags and flagpoles
- Food of any kind
- Irritants
- Noisemakers (including but not limited to whistles, air horns, boom boxes, bull horns, kazoos, sirens, thunder sticks, etc.)
- Projectiles (including footballs, Frisbees and beach balls)
- Seat cushions containing any type of metal or those with pockets, storage slots, seat backs, arm rests, or attachments
- Strollers

- Video camera, tripods and selfie sticks
- Umbrellas
- Weapons
- Any other item that may obstruct or impair the view or enjoyment of another attendee

**PARKING NEAR THE POWER CENTER:** The Fletcher street parking structure located at 201 Fletcher Street will be open to the public for parking at no charge. The Thayer street parking structure located at 216 S. Thayer Street will be open to the public for parking at no charge. Handicap parking is available in both structures. For driving directions & campus maps: <https://campusinfo.umich.edu/campusmap>.

**LIVESTREAM:** The School of Social Work Commencement will be livestreamed on the [SSW website](#) for individuals who do not plan to attend the ceremony in person. Graduates were surveyed to see who was not planning to attend the ceremony in-person. Graduates who informed us they will not be attending in-person will have their name read and a slide with their photo shown during commencement and via the livestream. **We cannot guarantee a slide will be included for students who did not inform us of their plan to attend remotely.**

### RECEPTION

Join us for a light reception that will be held immediately following the ceremony in The Power Center Lobby.

### RETURN OF BORROWED ATTIRE OR DONATION OF GRADUATION ATTIRE:

Graduation attire borrowed from the SSW **must be returned to the Office of Student Services no later than June 1st, 2024.** For graduates' convenience, a drop off box will be available in the graduate robing area at The Power Center on the day of commencement to drop off your attire immediately following the ceremony/reception. **Be sure to fill out the Google return form so we know you returned your attire.**

**PLEASE CONSIDER DONATING ALL OR PART OF YOUR GRADUATION ATTIRE** for the use of future graduates if you purchase your attire. You can put it the drop off box with a note or bring it by the Office of Student Services during regular office hours.

### CONSIDER AN NASW MEMBERSHIP AND TAKE ADVANTAGE OF THE STUDENT DISCOUNT!:

Social workers join NASW to advance in their careers, connect with colleagues, and protect their practice — all while advocating for the profession and important social issues. NASW members enjoy benefits and networking at the national and chapter level, for one annual fee.

Social work is complex, and resources for clients can be limited. When social workers unite by joining NASW, the social work profession has a larger voice and more influence with elected leaders, policy makers, and employers to make critical changes that support the profession and society.

### Consider joining NASW before graduation to qualify for 3 years of discounted membership dues:

BSW and MSW student members who maintain continuous membership after graduation qualify for a transitional period with discounted membership dues. Eligible NASW transitional members may apply for discounted professional liability insurance for the first two years of professional practice.

- **MSW students are eligible for three years of transitional membership**, with dues of \$116 in years one and two, and dues of \$179 in year three

Learn more about NASW membership at <https://www.socialworkers.org/Membership>